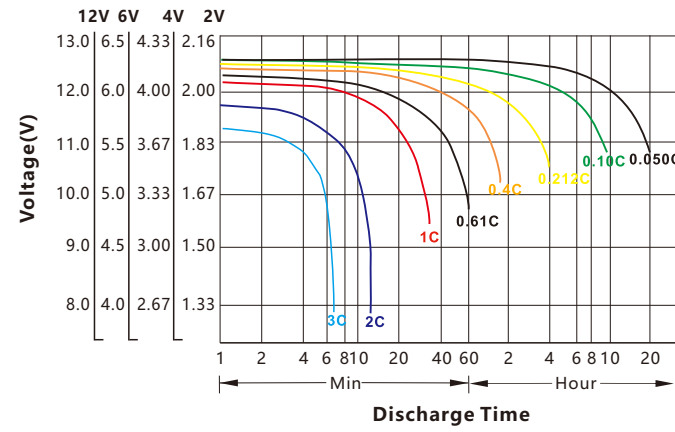
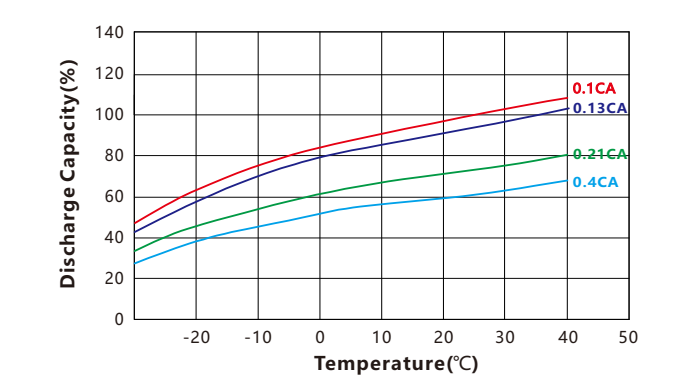


Performance Curve

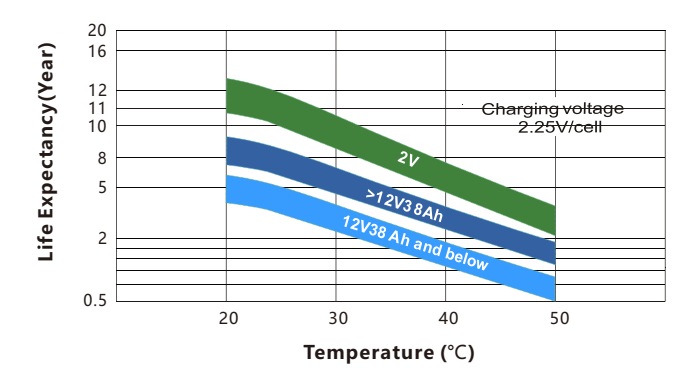
Discharge Characteristics (25°C)



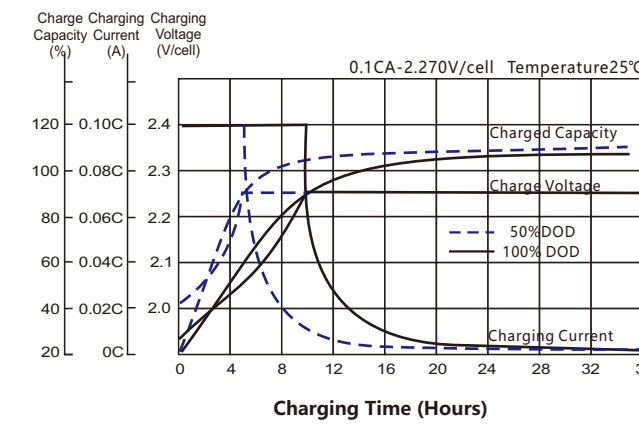
Capacity With Different Temperature



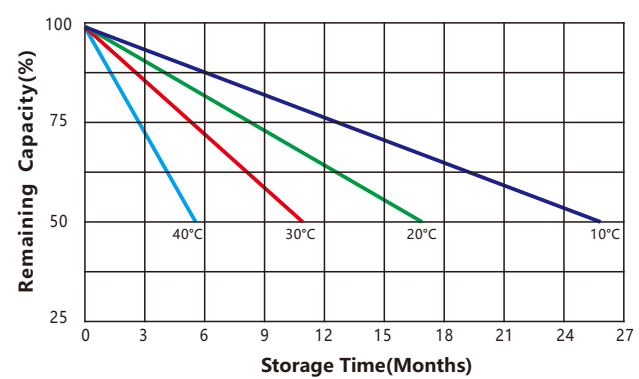
Float Life at Different Temperature



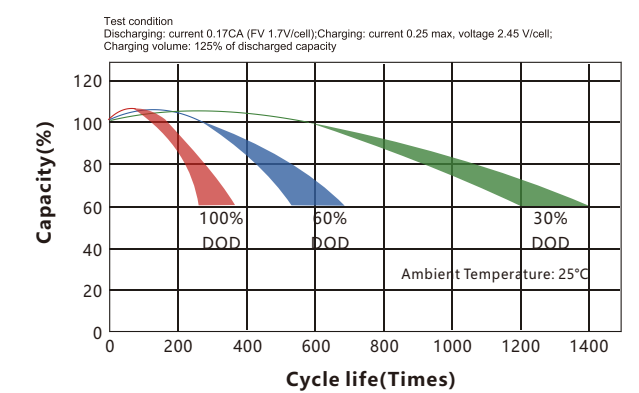
Charging Characteristics (25°C)



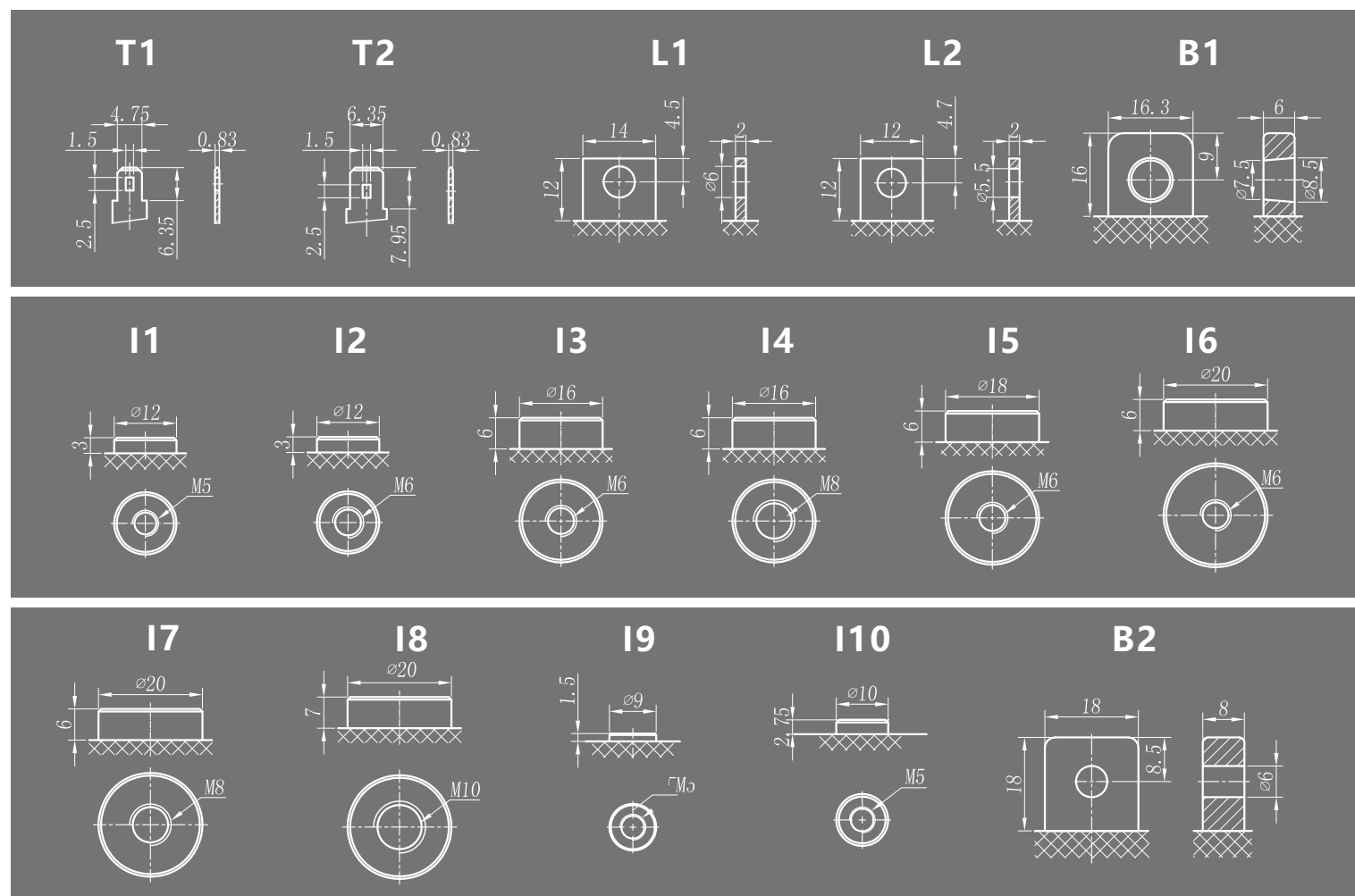
Self-Discharge Characteristics



Cycle Life with Different DOD



Terminal Type




Torque:
M5: 2.0~3.0 N*m; M6: 3.9~5.4 N*m; M8: 10~12 N*m

Tianneng Battery Group Co., Ltd. (HQ)
18 Baoqiao Road, Huaxi Industrial Function Zone,
Zhejiang, China 313100
Tel: +86-572-6058015
www.tiannenggroup.com
Email: export@tiannenggroup.com

Hong Kong Branch:
Suite 3202, Central Plaza,
18 Harbour Road, Wanchai, Hongkong

The documents is subject to change without prior notification.
©2016 All rights reserved by Tianneng Group.
Trademarks and logos are the property of Tianneng Group and its affiliates.



TN Series

Maintenance Free VRLA AGM Battery
General Type



Industry Battery-TN Series (General Purpose Type)

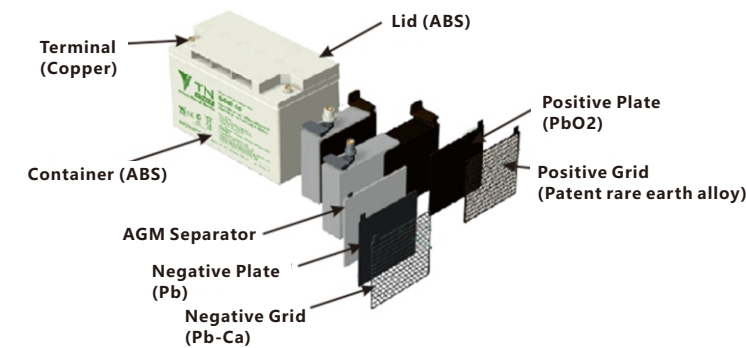
The TN Series is general purpose valve regulated lead acid (VRLA) AGM battery which combine TN power's industry scale and advanced equipment together to provide high reliability product and the most competitive price. This range offers 5 ~ 8 years design life with very good cycling capability, it is highly suited to cyclic or standby application.



- Cycle or standby (or float) application.
- Long life, low self-discharge rate and high reliability.
- It has safety, low resistance so recharge is easy and energy output is more remarkable.
- Deep discharge recoverability.
- Strictly manufacture process control and high consistency.
- ISO9001, ISO14001 certified.
- UL, IEC60896-21&22, TLC, CE and European council Directive 2006/66/EC and its amendment (2008/12/EC) certification.

CONSTRUCTION

- +** **Positive plate** – Patent rare earth alloy grid with special paste for corrosion resistance
- +** **Negative plate** – Balanced Pb-Ca grid for improved recombination efficiency
- +** **Separator** – Advanced AGM separator for high pressure cell design, The electrolyte is completely absorbed into the
- +** **Electrolyte** – Dilute high purity sulphuric acid
- +** **Battery container and cover** – ABS UL94-HB (Flame-retant ABS UL94-V0 is optional)



APPLICATION

Standby Use:

- Uninterrupted Power Supply (UPS)
- Communications and electric equipment
- Emergency lighting equipment
- Fire alarm and security systems
- Robots, control equipment, and other factory automation equipment
- Emergency power supply (EPS) in power generation plants and substations

Cycle Use:

- Portable VTR/TV, radio and so on
- Power tools, lawn mowers, vacuum cleaners
- Cameras and photographic equipment
- Portable measuring equipment
- Portable telephone sets
- Various power toys and hobby equipment
- Lighting equipment

Product Specification


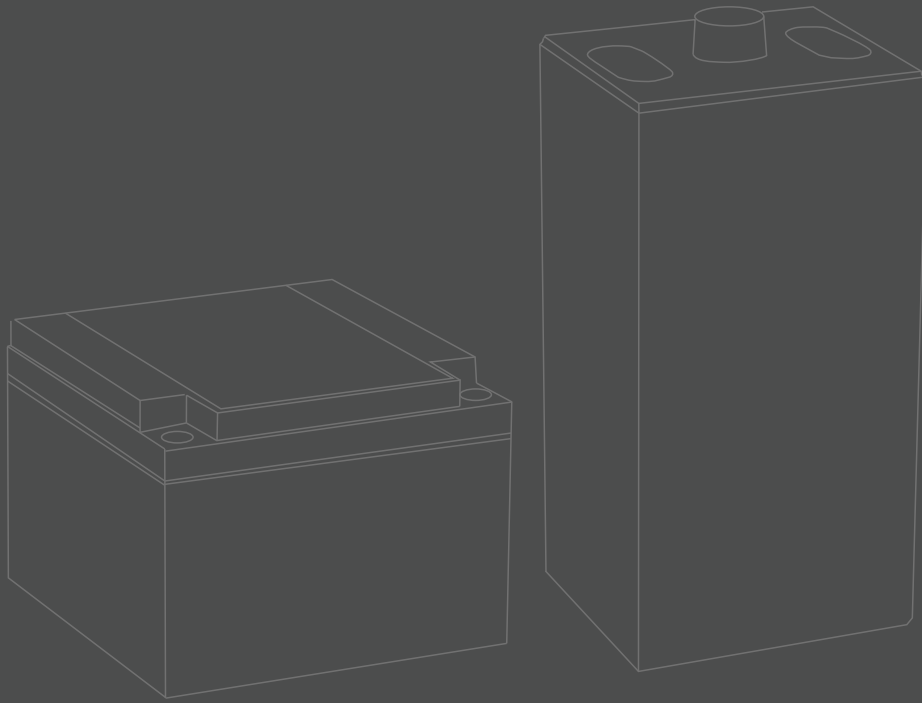
Model	Nominal Voltage (V)	Nominal Capacity C ₁₀ (Ah) 1.80Vpc/25°C	Nominal Capacity C ₂₀ (Ah) 1.80Vpc/25°C	Dimension (mm)				Weight (Kg)	Dimension (Inch)				Weight (lbs)	Terminal
				L	W	H	TH		L	W	H	TH		
TN6-3.0	6	2.84	3.00	70	47	100	106	0.64	2.76	1.85	3.94	4.17	1.41	T1/T2
TN6-3.2	6	3.03	3.20	70	47	100	106	0.68	2.76	1.85	3.94	4.17	1.50	T1/T2
TN6-4.0	6	3.79	4.00	70	47	100	106	0.72	2.76	1.85	3.94	4.17	1.59	T1/T2
TN6-4.5	6	4.27	4.50	70	47	100	106	0.75	2.76	1.85	3.94	4.17	1.65	T1/T2
TN6-5.4	6	5.12	5.40	70	47	100	106	0.80	2.76	1.85	3.94	4.17	1.76	T1/T2
TN6-7.0	6	6.64	7.00	151	35	93	99	1.10	5.94	1.38	3.66	3.90	2.43	T1/T2
TN6-7.2	6	6.83	7.20	151	35	93	99	1.20	5.94	1.38	3.66	3.90	2.65	T1/T2
TN6-7.5	6	7.11	7.50	151	35	93	99	1.26	5.94	1.38	3.66	3.90	2.78	T1/T2
TN6-7.8	6	7.39	7.80	151	35	93	99	1.28	5.94	1.38	3.66	3.90	2.82	T1/T2
TN6-8.5	6	8.06	8.50	151	35	93	99	1.20	5.94	1.38	3.66	3.90	2.65	T1/T2
TN6-10	6	9.48	10.0	151	51	94	100	1.62	5.94	2.01	3.70	3.94	3.57	T1/T2
TN6-12	6	11.4	12.0	151	51	94	100	1.80	5.94	2.01	3.70	3.94	3.97	T1/T2
TN6-14	6	13.3	14.0	151	51	94	100	2.05	5.94	2.01	3.70	3.94	4.52	T1/T2
TN12-4.0	12	3.79	4.00	90	70	101	107	1.45	3.54	2.76	3.98	4.21	3.20	T1/T2
TN12-4.5	12	4.27	4.50	90	70	101	107	1.48	3.54	2.76	3.98	4.21	3.26	T1/T2
TN12-5.0L	12	4.74	5.00	151	65.5	93.5	99.5	1.75	5.94	2.58	3.68	3.92	3.86	T1/T2
TN12-5.0	12	4.74	5.00	90	70	101	107	1.60	3.54	2.76	3.98	4.21	3.53	T1/T2
TN12-5.4	12	5.12	5.40	90	70	101	107	1.65	3.54	2.76	3.98	4.21	3.64	T1/T2
TN12-5.5	12	5.21	5.50	90	70	101	107	1.85	3.54	2.76	3.98	4.21	4.08	T1/T2
TN12-6.0	12	4.74	5.00	151	65.5	93.5	99.5	1.90	5.94	2.58	3.68	3.92	4.19	T1/T2
TN12-6.5	12	6.16	6.50	151	65.5	93.5	99.5	2.06	5.94	2.58	3.68	3.92	4.54	T1/T2
TN12-7.0	12	6.64	7.00	151	65.5	93.5	99.5	2.18	5.94	2.58	3.68	3.92	4.81	T1/T2
TN12-8.0	12	7.58	8.00	151	65.5	93.5	99.5	2.35	5.94	2.58	3.68	3.92	5.18	T1/T2
TN12-8.5	12	8.06	8.50	151	65.5	93.5	99.5	2.45	5.94	2.58	3.68	3.92	5.40	T1/T2
TN12-9.0	12	8.34	8.80	151	65.5	93.5	99.5	2.66	5.94	2.58	3.68	3.92	5.86	T2
TN12-10	12	9.48	10.0	151	99.5	95.5	101.5	3.25	5.94	3.92	3.76	4.00	7.16	T1/T2
TN12-12	12	11.4	12.0	151	99.5	95.5	101.5	3.60	5.94	3.92	3.76	4.00	7.94	T1/T2
TN12-14	12	13.3	14.0	151	99.5	95.5	101.5	4.05	5.94	3.92	3.76	4.00	8.93	T1/T2
TN12-15	12	14.2	15.0	182	77	170	170	4.70	7.17	3.03	6.69	6.69	10.4	I10
TN12-17	12	16.1	17.0	182	77	170	170	5.00	7.17	3.03	6.69	6.69	11.0	I10
TN12-18	12	17.1	18.0	182	77	170	170	5.40	7.17	3.03	6.69	6.69	11.9	I10
TN12-20	12	19.0	20.0	182	77	170	170	5.78	7.17	3.03	6.69	6.69	12.7	I10
TN12-24	12	22.8	24.0	166	175	125	125	7.80	6.54	6.89	4.92	4.92	17.2	L1
TN12-24H	12	22.8	24.0	166	126.5	172.5	172.5	7.30	6.54	4.98	6.79	6.79	16.1	I1
TN12-26	12	24.6	26.0	166	175	125	125	8.50	6.54	6.89	4.92	4.92	18.7	I1/L1
TN12-28	12	26.5	28.0	166	175	125	125	8.60	6.54	6.89	4.92	4.92	19.0	L1
TN12-28H	12	26.5	28.0	166	126.5	172.5	172.5	8.70	6.54	4.98	6.79	6.79	19.2	L1
TN12-30	12	28.4	30.0	195	130	157.5	162	9.30	7.68	5.12	6.20	6.38	20.5	I1/I2
TN12-33	12	31.3	33.0	195	130	157.5	162	10.0	7.68	5.12	6.20	6.38	22.0	I1/I2
TN12-35	12	33.2	35.0	195	130	157.5	162	11.1	7.68	5.12	6.20	6.38	24.5	B1



Product Specification

Model	Nominal Voltage (V)	Nominal Capacity C ₁₀ (Ah)	Nominal Capacity C ₂₀ (Ah)	Dimension (mm)				Weight (Kg)	Dimension (Inch)				Weight (lbs)	Terminal
				L	W	H	TH		L	W	H	TH		
TN6-150	6	150	158.7	260	180	247	253	21.0	10.24	7.09	9.72	9.96	46.3	I5
TN6-180	6	180	190.4	306	168	222	228	27.0	12.05	6.61	8.74	8.98	59.5	I7
TN6-200	6	200	211.6	306	168	222	228	28.0	12.05	6.61	8.74	8.98	61.7	I7
TN6-200L	6	200	211.6	322	178	228	234	29.5	12.68	7.01	8.98	9.21	65.0	I5
TN12-38	12	38.0	40.2	198.5	166	169.5	169.5	12.1	7.81	6.54	6.67	6.67	26.7	I3
TN12-45	12	45.0	47.6	198.5	166	169.5	169.5	13.5	7.81	6.54	6.67	6.67	29.8	I3
TN12-50	12	50.0	52.9	257	133	200	200	16.2	10.12	5.24	7.87	7.87	35.7	I3
TN12-55	12	55.0	58.2	229	138.5	211	216	16.4	9.02	5.45	8.31	8.50	36.2	I3
TN12-60	12	60.0	63.5	260	168	211	213.5	18.4	10.24	6.61	8.31	8.41	40.6	I3
TN12-65	12	65.0	68.8	350	167	180	180	21.0	13.78	6.57	7.09	7.09	46.3	I3
TN12-65E	12	61.6	65.0	350	167	180	180	19.8	13.78	6.57	7.09	7.09	43.7	I3
TN12-70	12	70.0	74.1	350	167	180	180	21.6	13.78	6.57	7.09	7.09	47.6	I3
TN12-75	12	75.0	79.4	260	168	211	213.5	22.3	10.24	6.61	8.31	8.41	49.2	I3
TN12-80	12	80.0	84.6	260	168	211	213.5	24.0	10.24	6.61	8.31	8.41	52.9	I3
TN12-90	12	90.0	95.2	306.5	168	208.5	211	26.8	12.07	6.61	8.21	8.31	59.1	I7
TN12-90L	12	90.0	95.2	330	172	214	221.5	27.8	12.99	6.77	8.43	8.72	61.3	I7
TN12-100	12	100	105.8	330	172	214	221.5	29.8	12.99	6.77	8.43	8.72	65.7	I7
TN12-120E	12	109	115.0	408	177	224	224	31.7	16.06	6.97	8.82	8.82	69.9	I7
TN12-120	12	120	127.0	408	177	224	224	34.0	16.06	6.97	8.82	8.82	75.0	I7
TN12-135	12	135	142.8	345	172	274	279	41.2	13.58	6.77	10.79	10.98	90.8	I7
TN12-150	12	150	158.7	480	170	240	240	42.2	18.90	6.69	9.45	9.45	93.0	I7
TN12-150E	12	142.2	150.0	480	170	240	240	40.2	18.90	6.69	9.45	9.45	88.6	I7
TN12-180	12	180	190.4	532	207	215	220	53.5	20.94	8.15	8.46	8.66	117.9	I7
TN12-200	12	200	211.6	520	239	220	225	60.0	20.47	9.41	8.66	8.86	132.3	I7
TN12-200E	12	189.6	200	520	239	220	225	57.8	20.47	9.41	8.66	8.86	127.4	I7
TN12-230	12	230	243.3	520	239	220	225	63.5	20.47	9.41	8.66	8.86	140.0	I7
TN12-250	12	250	264.5	522	268	220	225	72.5	20.55	10.55	8.66	8.86	159.8	I7

Model	Nominal Voltage (V)	Nominal capacity C ₁₀ (AH) 1.80Vpc/25°C	Nominal capacity C ₂₀ (AH) 1.80Vpc/25°C	Dimension (mm)				Weight (Kg)	Dimension (Inch)				Weight (lbs)	Terminal
				L	W	H	TH		L	W	H	TH		
TN2-65	2	65	69.4	171	76	213	220	4.6	6.73	2.99	8.39	8.66	10.0	I7
TN2-100	2	100	106.8	171	76	213	220	6.2	6.73	2.99	8.39	8.66	13.7	I7
TN2-150	2	150	159.8	171	102	206	222	8.3	6.73	4.02	8.11	8.74	18.3	I7
TN2-200	2	200	213	170	106	330	350	13.0	6.69	4.17	12.99	13.78	28.7	I7
TN2-250	2	250	266.3	170	106	330	341.5	13.5	6.69	4.17	12.99	13.44	29.8	I7
TN2-300	2	300	319.5	170	150	330	350	18.0	6.69	5.91	12.99	13.78	39.7	I7
TN2-350	2	350	372.8	170	150	330	341.5	22.0	6.69	5.91	12.99	13.44	48.5	I7
TN2-400	2	400	426	175	210	328	350	25.5	6.89	8.27	12.91	13.78	56.2	



TN Series

Maintenance Free VRLA AGM Battery
General Type



Industry Battery-TN Series (General Purpose Type)

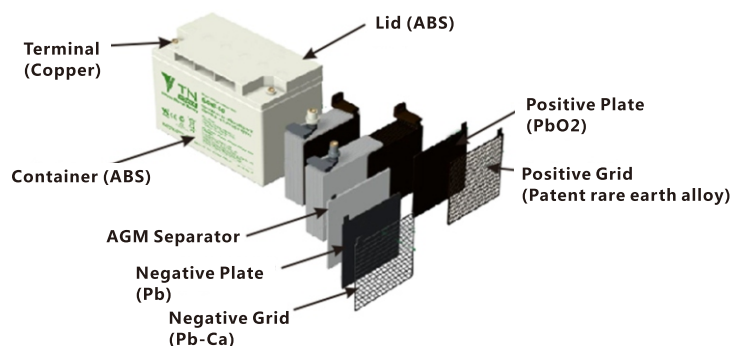
The TN Series is general purpose valve regulated lead acid (VRLA) AGM battery which combine TN power's industry scale and advanced equipment together to provide high reliability product and the most competitive price. This range offers 5~8 years design life with very good cycling capability, it is highly suited to cyclic or standby application.



- ☑ Cycle or standby (or float) application.
- ☑ Long life, low self-discharge rate and high reliability.
- ☑ It has safety, low resistance so recharge is easy and energy output is more remarkable.
- ☑ Deep discharge recoverability.
- ☑ Strictly manufacture process control and high consistency .
- ☑ ISO9001, ISO14001 certified.
- ☑ UL, IEC60896-21&22, TLC, CE and European council Directive 2006/66/EC and its amendment (2008/12/EC) certification.

CONSTRUCTION

- ✦ **Positive plate** – Patent rare earth alloy grid with special paste for corrosion resistance
- ✦ **Negative plate** – Balanced Pb-Ca grid for improved recombination efficiency
- ✦ **Separator** – Advanced AGM separator for high pressure cell design, The electrolyte is completely absorbed into the
- ✦ **Electrolyte** – Dilute high purity sulphuric acid
- ✦ **Battery container and cover** – ABS UL94-HB (Flame-retant ABS UL94-V0 is optional)



APPLICATION

Standby Use:

- Uninterrupted Power Supply (UPS)
- Communications and electric equipment
- Emergency lighting equipment
- Fire alarm and security systems
- Robots, control equipment, and other factory automation equipment
- Emergency power supply (EPS) in power generation plants and substations

Cycle Use:

- Portable VTR/TV, radio and so on
- Power tools, lawn mowers, vacuum cleaners
- Cameras and photographic equipment
- Portable measuring equipment
- Portable telephone sets
- Various power toys and hobby equipment
- Lighting equipment



Product Specification

Model	Nominal Voltage (V)	Nominal Capacity C ₁₀ (Ah) 1.80Vpc/25°C	Nominal Capacity C ₂₀ (Ah) 1.80Vpc/25°C	Dimension (mm)				Weight (Kg)	Dimension (Inch)				Weight (lbs)	Terminal
				L	W	H	TH		L	W	H	TH		
TN6-3.0	6	2.84	3.00	70	47	100	106	0.64	2.76	1.85	3.94	4.17	1.41	T1/T2
TN6-3.2	6	3.03	3.20	70	47	100	106	0.68	2.76	1.85	3.94	4.17	1.50	T1/T2
TN6-4.0	6	3.79	4.00	70	47	100	106	0.72	2.76	1.85	3.94	4.17	1.59	T1/T2
TN6-4.5	6	4.27	4.50	70	47	100	106	0.75	2.76	1.85	3.94	4.17	1.65	T1/T2
TN6-5.4	6	5.12	5.40	70	47	100	106	0.80	2.76	1.85	3.94	4.17	1.76	T1/T2
TN6-7.0	6	6.64	7.00	151	35	93	99	1.10	5.94	1.38	3.66	3.90	2.43	T1/T2
TN6-7.2	6	6.83	7.20	151	35	93	99	1.20	5.94	1.38	3.66	3.90	2.65	T1/T2
TN6-7.5	6	7.11	7.50	151	35	93	99	1.26	5.94	1.38	3.66	3.90	2.78	T1/T2
TN6-7.8	6	7.39	7.80	151	35	93	99	1.28	5.94	1.38	3.66	3.90	2.82	T1/T2
TN6-8.5	6	8.06	8.50	151	35	93	99	1.20	5.94	1.38	3.66	3.90	2.65	T1/T2
TN6-10	6	9.48	10.0	151	51	94	100	1.62	5.94	2.01	3.70	3.94	3.57	T1/T2
TN6-12	6	11.4	12.0	151	51	94	100	1.80	5.94	2.01	3.70	3.94	3.97	T1/T2
TN6-14	6	13.3	14.0	151	51	94	100	2.05	5.94	2.01	3.70	3.94	4.52	T1/T2
TN12-4.0	12	3.79	4.00	90	70	101	107	1.45	3.54	2.76	3.98	4.21	3.20	T1/T2
TN12-4.5	12	4.27	4.50	90	70	101	107	1.48	3.54	2.76	3.98	4.21	3.26	T1/T2
TN12-5.0L	12	4.74	5.00	151	65.5	93.5	99.5	1.75	5.94	2.58	3.68	3.92	3.86	T1/T2
TN12-5.0	12	4.74	5.00	90	70	101	107	1.60	3.54	2.76	3.98	4.21	3.53	T1/T2
TN12-5.4	12	5.12	5.40	90	70	101	107	1.65	3.54	2.76	3.98	4.21	3.64	T1/T2
TN12-5.5	12	5.21	5.50	90	70	101	107	1.85	3.54	2.76	3.98	4.21	4.08	T1/T2
TN12-6.0	12	4.74	5.00	151	65.5	93.5	99.5	1.90	5.94	2.58	3.68	3.92	4.19	T1/T2
TN12-6.5	12	6.16	6.50	151	65.5	93.5	99.5	2.06	5.94	2.58	3.68	3.92	4.54	T1/T2
TN12-7.0	12	6.64	7.00	151	65.5	93.5	99.5	2.18	5.94	2.58	3.68	3.92	4.81	T1/T2
TN12-8.0	12	7.58	8.00	151	65.5	93.5	99.5	2.35	5.94	2.58	3.68	3.92	5.18	T1/T2
TN12-8.5	12	8.06	8.50	151	65.5	93.5	99.5	2.45	5.94	2.58	3.68	3.92	5.40	T1/T2
TN12-9.0	12	8.34	8.80	151	65.5	93.5	99.5	2.66	5.94	2.58	3.68	3.92	5.86	T2
TN12-10	12	9.48	10.0	151	99.5	95.5	101.5	3.25	5.94	3.92	3.76	4.00	7.16	T1/T2
TN12-12	12	11.4	12.0	151	99.5	95.5	101.5	3.60	5.94	3.92	3.76	4.00	7.94	T1/T2
TN12-14	12	13.3	14.0	151	99.5	95.5	101.5	4.05	5.94	3.92	3.76	4.00	8.93	T1/T2
TN12-15	12	14.2	15.0	182	77	170	170	4.70	7.17	3.03	6.69	6.69	10.4	I10
TN12-17	12	16.1	17.0	182	77	170	170	5.00	7.17	3.03	6.69	6.69	11.0	I10
TN12-18	12	17.1	18.0	182	77	170	170	5.40	7.17	3.03	6.69	6.69	11.9	I10
TN12-20	12	19.0	20.0	182	77	170	170	5.78	7.17	3.03	6.69	6.69	12.7	I10
TN12-24	12	22.8	24.0	166	175	125	125	7.80	6.54	6.89	4.92	4.92	17.2	L1
TN12-24H	12	22.8	24.0	166	126.5	172.5	172.5	7.30	6.54	4.98	6.79	6.79	16.1	I1
TN12-26	12	24.6	26.0	166	175	125	125	8.50	6.54	6.89	4.92	4.92	18.7	I1/L1
TN12-28	12	26.5	28.0	166	175	125	125	8.60	6.54	6.89	4.92	4.92	19.0	L1
TN12-28H	12	26.5	28.0	166	126.5	172.5	172.5	8.70	6.54	4.98	6.79	6.79	19.2	L1
TN12-30	12	28.4	30.0	195	130	157.5	162	9.30	7.68	5.12	6.20	6.38	20.5	I1/I2
TN12-33	12	31.3	33.0	195	130	157.5	162	10.0	7.68	5.12	6.20	6.38	22.0	I1/I2
TN12-35	12	33.2	35.0	195	130	157.5	162	11.1	7.68	5.12	6.20	6.38	24.5	B1



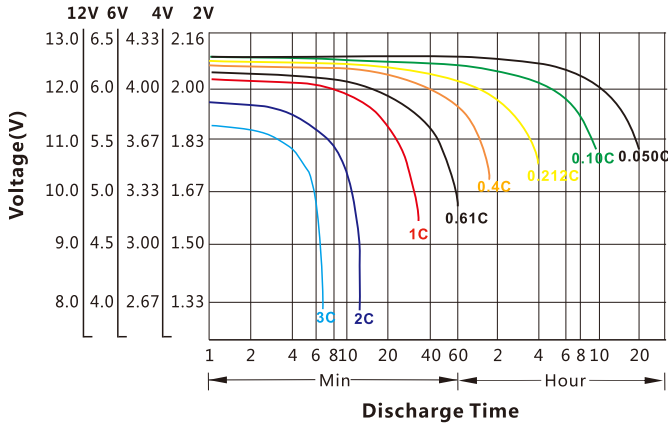
Product Specification

Model	Nominal Voltage (V)	Nominal Capacity C ₁₀ (Ah)	Nominal Capacity C ₂₀ (Ah)	Dimension (mm)				Weight (Kg)	Dimension (Inch)				Weight (lbs)	Terminal
				L	W	H	TH		L	W	H	TH		
TN6-150	6	150	158.7	260	180	247	253	21.0	10.24	7.09	9.72	9.96	46.3	15
TN6-180	6	180	190.4	306	168	222	228	27.0	12.05	6.61	8.74	8.98	59.5	17
TN6-200	6	200	211.6	306	168	222	228	28.0	12.05	6.61	8.74	8.98	61.7	17
TN6-200L	6	200	211.6	322	178	228	234	29.5	12.68	7.01	8.98	9.21	65.0	15
TN12-38	12	38.0	40.2	198.5	166	169.5	169.5	12.1	7.81	6.54	6.67	6.67	26.7	13
TN12-45	12	45.0	47.6	198.5	166	169.5	169.5	13.5	7.81	6.54	6.67	6.67	29.8	13
TN12-50	12	50.0	52.9	257	133	200	200	16.2	10.12	5.24	7.87	7.87	35.7	13
TN12-55	12	55.0	58.2	229	138.5	211	216	16.4	9.02	5.45	8.31	8.50	36.2	13
TN12-60	12	60.0	63.5	260	168	211	213.5	18.4	10.24	6.61	8.31	8.41	40.6	13
TN12-65	12	65.0	68.8	350	167	180	180	21.0	13.78	6.57	7.09	7.09	46.3	13
TN12-65E	12	61.6	65.0	350	167	180	180	19.8	13.78	6.57	7.09	7.09	43.7	13
TN12-70	12	70.0	74.1	350	167	180	180	21.6	13.78	6.57	7.09	7.09	47.6	13
TN12-75	12	75.0	79.4	260	168	211	213.5	22.3	10.24	6.61	8.31	8.41	49.2	13
TN12-80	12	80.0	84.6	260	168	211	213.5	24.0	10.24	6.61	8.31	8.41	52.9	13
TN12-90	12	90.0	95.2	306.5	168	208.5	211	26.8	12.07	6.61	8.21	8.31	59.1	17
TN12-90L	12	90.0	95.2	330	172	214	221.5	27.8	12.99	6.77	8.43	8.72	61.3	17
TN12-100	12	100	105.8	330	172	214	221.5	29.8	12.99	6.77	8.43	8.72	65.7	17
TN12-120E	12	109	115.0	408	177	224	224	31.7	16.06	6.97	8.82	8.82	69.9	17
TN12-120	12	120	127.0	408	177	224	224	34.0	16.06	6.97	8.82	8.82	75.0	17
TN12-135	12	135	142.8	345	172	274	279	41.2	13.58	6.77	10.79	10.98	90.8	17
TN12-150	12	150	158.7	480	170	240	240	42.2	18.90	6.69	9.45	9.45	93.0	17
TN12-150E	12	142.2	150.0	480	170	240	240	40.2	18.90	6.69	9.45	9.45	88.6	17
TN12-180	12	180	190.4	532	207	215	220	53.5	20.94	8.15	8.46	8.66	117.9	17
TN12-200	12	200	211.6	520	239	220	225	60.0	20.47	9.41	8.66	8.86	132.3	17
TN12-200E	12	189.6	200	520	239	220	225	57.8	20.47	9.41	8.66	8.86	127.4	17
TN12-230	12	230	243.3	520	239	220	225	63.5	20.47	9.41	8.66	8.86	140.0	17
TN12-250	12	250	264.5	522	268	220	225	72.5	20.55	10.55	8.66	8.86	159.8	17

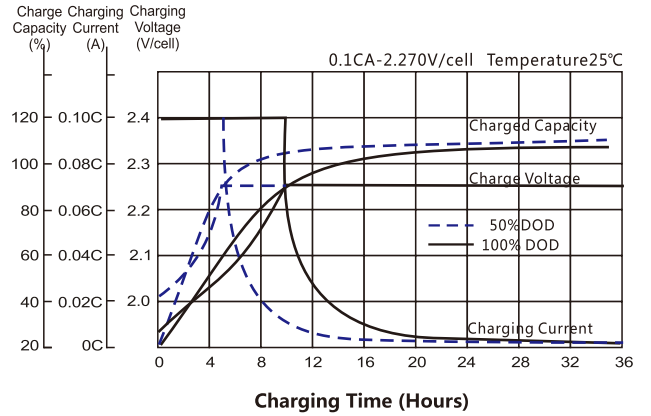
Model	Nominal Voltage (V)	Nominal capacity C ₁₀ (AH) 1.80V _{p/c} /25°C	Nominal capacity C ₂₀ (AH) 1.80V _{p/c} /25°C	Dimension (mm)				Weight (Kg)	Dimension (Inch)				Weight (lbs)	Terminal
				L	W	H	TH		L	W	H	TH		
TN2-65	2	65	69.4	171	76	213	220	4.6	6.73	2.99	8.39	8.66	10.0	17
TN2-100	2	100	106.8	171	76	213	220	6.2	6.73	2.99	8.39	8.66	13.7	17
TN2-150	2	150	159.8	171	102	206	222	8.3	6.73	4.02	8.11	8.74	18.3	17
TN2-200	2	200	213	170	106	330	350	13.0	6.69	4.17	12.99	13.78	28.7	17
TN2-250	2	250	266.3	170	106	330	341.5	13.5	6.69	4.17	12.99	13.44	29.8	17
TN2-300	2	300	319.5	170	150	330	350	18.0	6.69	5.91	12.99	13.78	39.7	17
TN2-350	2	350	372.8	170	150	330	341.5	22.0	6.69	5.91	12.99	13.44	48.5	17
TN2-400	2	400	426	175	210	328	350	25.5	6.89	8.27	12.91	13.78	56.2	17
TN2-500	2	500	532.5	240	172	330	350	31.2	9.45	6.77	12.99	13.78	68.78	17
TN2-600	2	600	639	285	170	330	350	34.9	11.22	6.69	12.99	13.78	76.9	17
TN2-800	2	800	852	410	175	330	350	50.5	16.14	6.89	12.99	13.78	111.3	17
TN2-1000	2	1000	1065	470	170	330	341.5	56.8	18.50	6.69	12.99	13.44	125.2	17
TN2-1200	2	1200	1278	470	170	330	341.5	66.2	18.50	6.69	12.99	13.44	145.9	17
TN2-1500	2	1500	1597.5	355	338	330	342	87.0	13.98	13.31	12.99	13.46	191.8	17
TN2-2000	2	2000	2130	490	350	339	349	121.0	19.29	13.78	13.35	13.74	266.8	17
TN2-2500	2	2500	2662.5	490	350	339	349	133.5	19.29	13.78	13.35	13.74	294.3	17
TN2-3000	2	3000	3195	709	350	337	347	181.0	27.91	13.78	13.27	13.66	399.0	17

Performance Curve

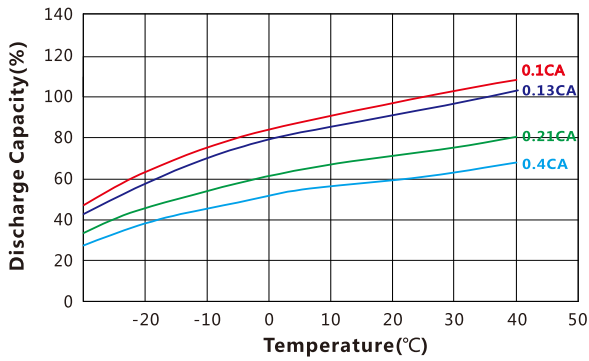
Discharge Characteristics (25°C)



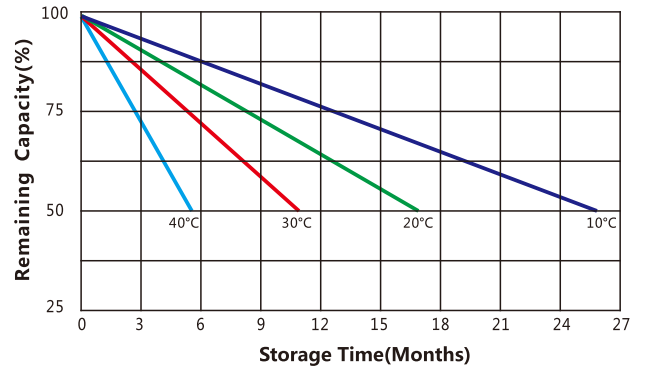
Charging Characteristics (25°C)



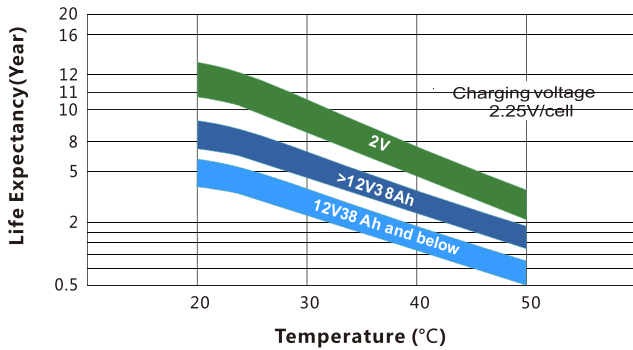
Capacity With Different Temperature



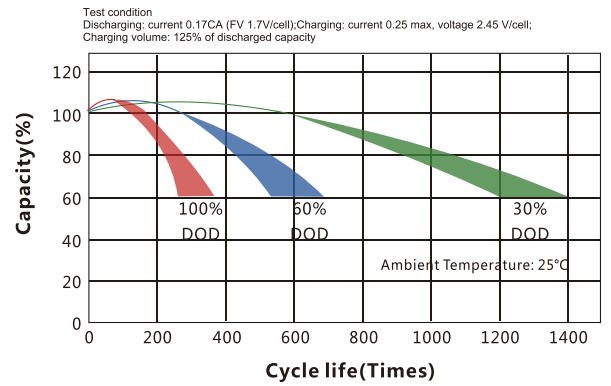
Self-Discharge Characteristics



Float Life at Different Temperature



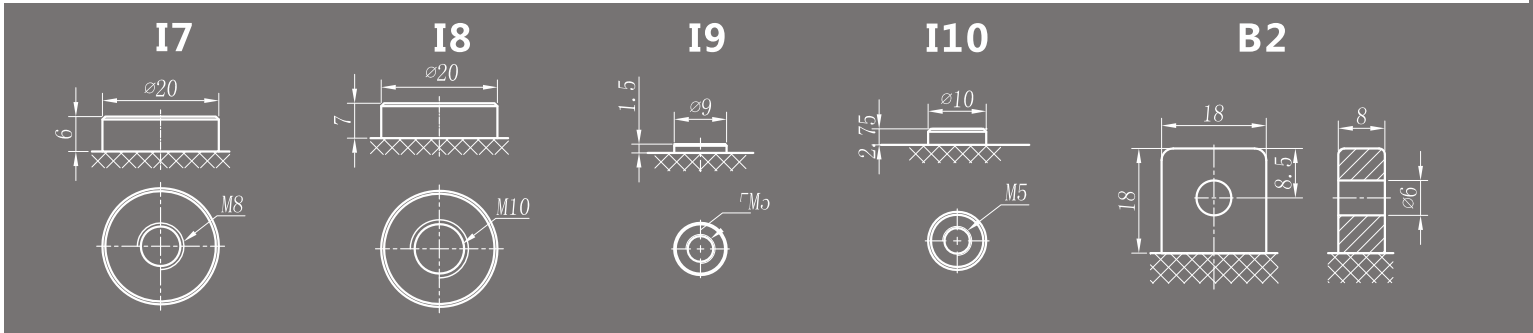
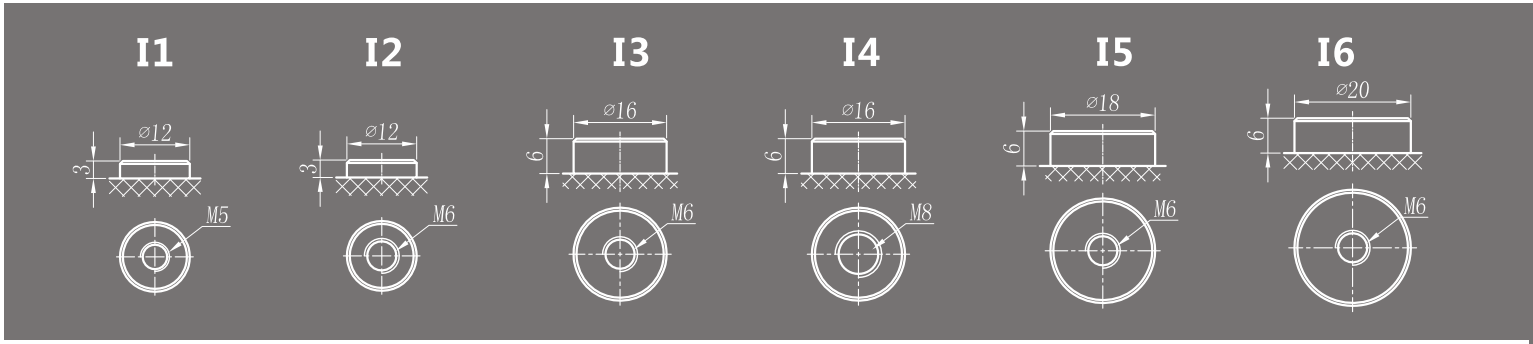
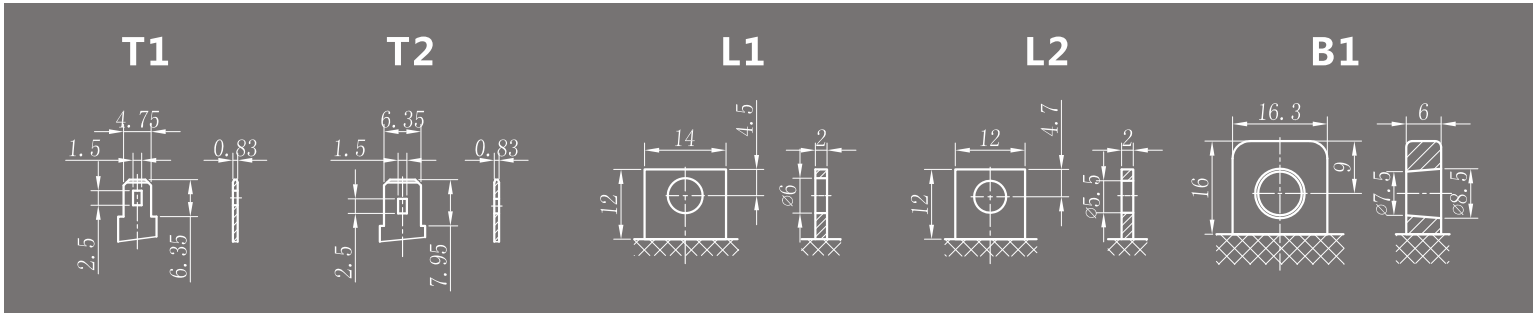
Cycle Life with Different DOD



Terminal Type



Unit: mm



Torque:

M5: 2.0~3.0 N*m; M6: 3.9~5.4 N*m; M8: 10~12 N*m

Tianneng Battery Group Co., Ltd. (HQ)
 18 Baoqiao Road, Huaxi Industrial Function Zone,
 Zhejiang, China 313100
 Tel: +86-572-6058015
 www.tiannenggroup.com
 Email: export@tiannenggroup.com

Hong Kong Branch:
 Suite 3202, Central Plaza,
 18 Harbour Road, Wanchai, Hongkong