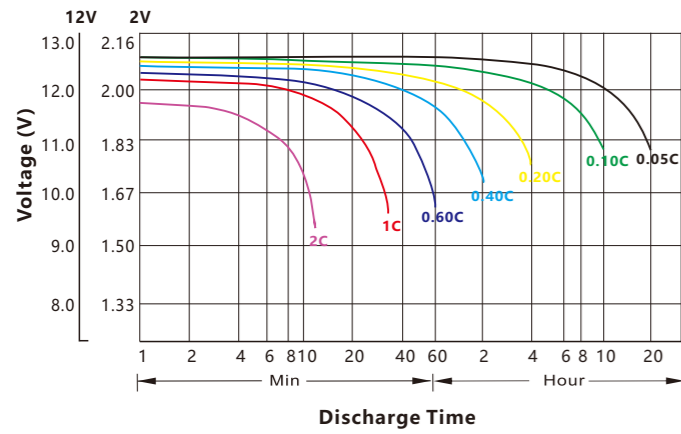
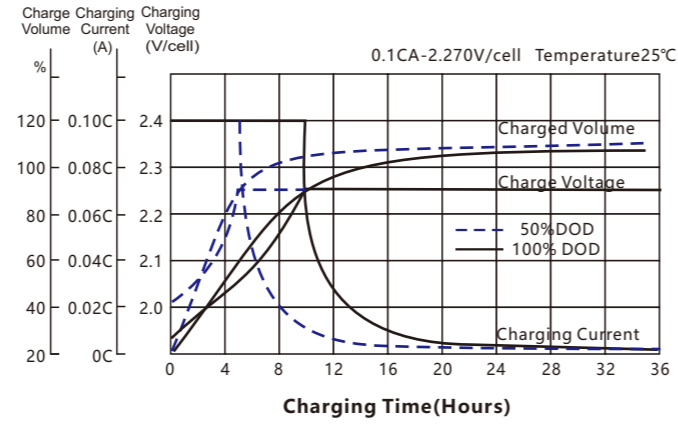


Performance Curve

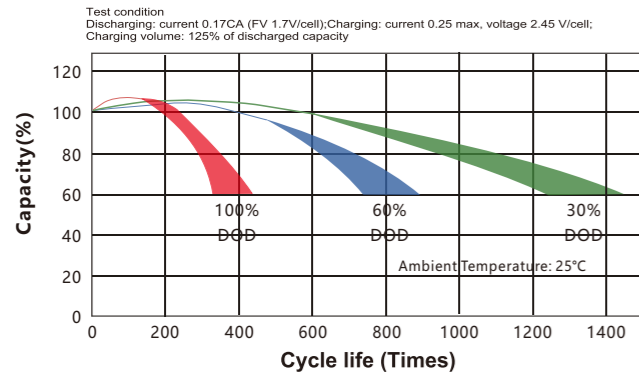
Discharge Characteristics (25°C/77°F)



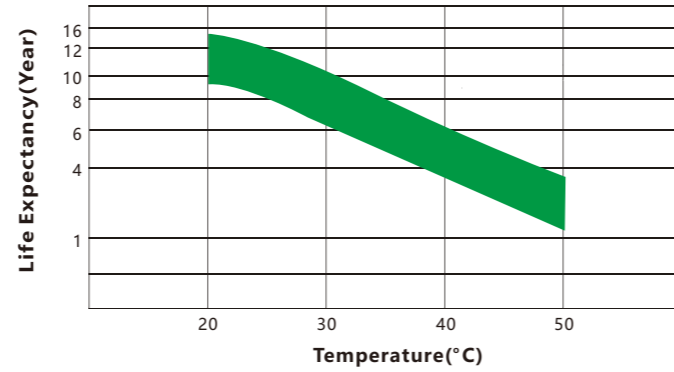
Charging Characteristics (25°C/77°F)



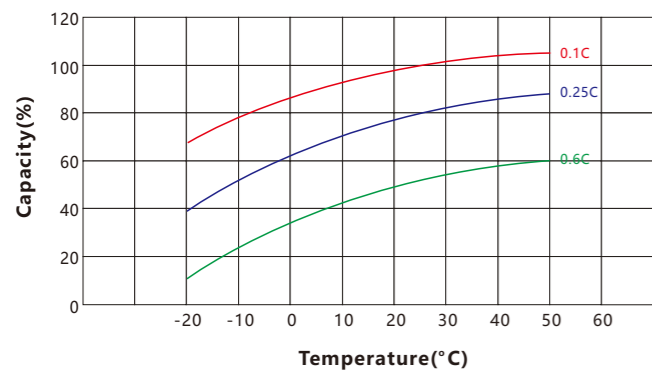
Cycle Life With Depth Of Discharge



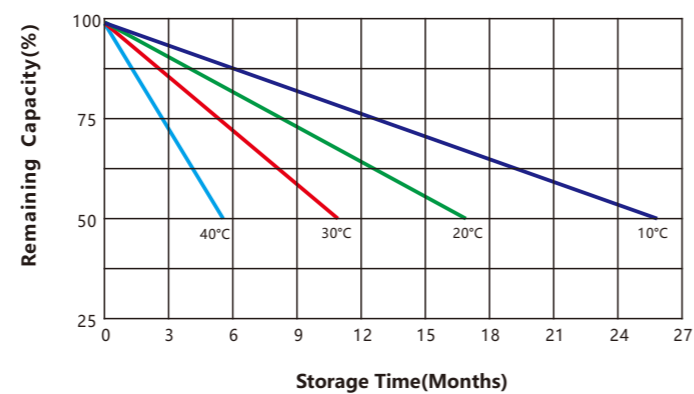
Float Life Characteristics



Capacity Effected by Temperature



Self discharge Characteristics



Tianneng Battery Group Co., Ltd. (HQ)
 18 Baoqiao Road, Huaxi Industrial Function Zone,
 Zhejiang, China 313100
 Tel: +86-572-6058015
 Email: export@tiannenggroup.com

Hong Kong Branch:
 Suite 3202, Central Plaza,
 18 Harbour Road, Wanchai, Hongkong



TNG Series

Maintenance Free VRLA GEL Battery
General Purpose Type



Energy Storage Battery-TNG Series (AGM-GEL Technology)

The TNG Series integrates patent nano gel electrolyte with up-to-date AGM structure. The range offers over 12 years design life with very high deep cycling capability. This range is highly suited to telecom outdoor application, renewable energy system and other harsh environment applications.



CONSTRUCTIONS

- ✦ **Positive plate** – Thick patent rare earth alloy grid with special paste for corrosion resistance
- ✦ **Negative plate** – Balanced Pb-Ca grid for improved recombination efficiency
- ✦ **Separator** – Advanced AGM separator for high pressure cell design
- ✦ **Electrolyte** – Dilute high purity sulphuric acid with nano gel for longer cycle life
- ✦ **Battery container and cover** – ABS UL94-HB (Flame-retant ABS UL94-V0 is optional)

APPLICATIONS

- Renewable energy system
- Hybrid solar power system
- Uninterrupted Power Supply (UPS)
- Communications and electric equipment
- Emergency lighting equipment
- Fire alarm and security systems
- Robots, control equipment, and other factory automation equipment
- Emergency power supply (EPS)
- Various power toys and hobby equipment
- Lighting equipment

- ☑ 12 years design life at floating condition
- ☑ Wide operating temperature range from -20°C to +50°C
- ☑ Nano gel electrolyte eliminate the acid stratification and prolong cycle life
- ☑ Can be used at vertical or horizontal orientation
- ☑ Float current decreased 30% lead to excellent high temperature resistance
- ☑ Thicker plate with patent rare earth alloy grid with special paste for corrosion resistance
- ☑ Low self-discharge rate and long shelf life
- ☑ Excellent deep discharge recovery capability




Product Specification

Model	Nominal Voltage (V)	Nominal Capacity C ₁₀ (Ah) 1.80Vpc/25°C	Nominal Capacity C ₂₀ (Ah) 1.80Vpc/25°C	Dimension (mm)				Weight (Kg)	Dimension (Inch)				Weight (lbs)	Terminal
				L	W	H	TH		L	W	H	TH		
TNG12-7.0	12	7	7.41	152	65.5	93.5	99.5	2.6	5.98	2.58	3.68	3.92	5.73	T1
TNG12-12	12	12	12.7	151	100	97	100	4.0	5.94	3.94	3.82	3.94	8.82	I10
TNG12-17	12	17	18	182	77	170	170	5.4	7.17	3.03	6.69	6.69	11.90	I10
TNG12-20	12	20	21.2	182	77	170	170	5.7	7.17	3.03	6.69	6.69	12.57	I10
TNG12-24	12	24	25.4	166	126.5	172.5	172.5	9.8	6.54	4.98	6.79	6.79	21.61	I1
TNG12-33	12	33	34.9	195	130	157.5	162	10.7	7.68	5.12	6.20	6.38	23.59	I3
TNG12-38	12	38	40.3	198.5	166	169.5	169.5	13.2	7.81	6.54	6.67	6.67	29.10	I3
TNG12-55	12	55	58.3	229	138.5	211	216	16.6	9.02	5.45	8.31	8.50	36.49	I3
TNG12-65	12	65	68.9	350	167	180	180	21.0	13.78	6.57	7.09	7.09	46.30	I3
TNG12-75	12	75	79.5	260	168	211	213.5	24.0	10.24	6.61	8.31	8.41	52.91	I3
TNG12-80	12	80	84.8	260	168	211	213.5	24.6	10.24	6.61	8.31	8.41	54.23	I3
TNG12-90	12	90	95.4	306.5	168	208.5	211	29.0	12.07	6.61	8.21	8.31	63.93	I3
TNG12-100	12	100	106	330	172	214	221.5	30.6	12.99	6.77	8.43	8.72	67.46	I7
TNG12-100H	12	100	106	291	125	367.5	370.5	34.0	11.46	4.92	14.47	14.59	74.96	I4
TNG12-120	12	120	127.2	408	171	225	225	35.8	16.06	6.73	8.86	8.86	78.92	I7
TNG12-135	12	135	143.1	345	172	274	279	40.0	13.58	6.77	10.79	10.98	88.18	I7
TNG12-150	12	150	159	480	170	240	240	45.0	18.90	6.69	9.45	9.45	99.21	I7
TNG12-180	12	180	190.8	532	207	215	220	54.5	20.94	8.15	8.46	8.66	120.15	I7
TNG12-200	12	200	212	520	239	220	225	63.2	20.47	9.41	8.66	8.86	139.33	I7
TNG12-250	12	250	265	522	268	220	225	72.5	20.55	10.55	8.66	8.86	159.83	I7

Model	Nominal Voltage (V)	Nominal Capacity C ₁₀ (AH) 1.80Vpc/25°C	Nominal Capacity C ₂₀ (AH) 1.80Vpc/25°C	Dimension (mm)				Weight (Kg)	Dimension (Inch)				Weight (lbs)	Terminal
				L	W	H	TH		L	W	H	TH		
TNG2-200	2	200	213.6	170	106	330	341.5	12.8	6.69	4.17	12.99	13.44	28.22	I7
TNG2-300	2	300	320.4	171	150	328	350	18.0	6.73	5.91	12.91	13.78	39.68	I7
TNG2-400	2	400	427.2	196	171	330	341.5	26.5	7.72	6.73	12.99	13.44	58.42	I7
TNG2-500	2	500	534	240	170	330	341.5	31.5	9.45	6.69	12.99	13.44	69.44	I7
TNG2-600	2	600	640.8	285	170	330	341.5	38.0	11.22	6.69	12.99	13.44	83.77	I7
TNG2-800	2	800	854.4	382	170	330	341.5	46.5	15.04	6.69	12.99	13.44	102.51	I7
TNG2-1000	2	1000	1068	470	170	330	341.5	65.0	18.50	6.69	12.99	13.44	143.30	I7
TNG2-1200	2	1200	1281.6	470	170	330	341.5	72.5	18.50	6.69	12.99	13.44	159.83	I7
TNG2-1500	2	1500	1602	400	350	343	381	93.0	15.75	13.78	13.50	15.00	205.03	I7
TNG2-2000	2	2000	2136	490	350	343	383	124.0	19.29	13.78	13.50	15.08	273.37	I7
TNG2-3000	2	3000	3204	712	350	343	383	179.0	28.03	13.78	13.50	15.08	394.62	I7





TNG Series

Maintenance Free VRLA GEL Battery
General Purpose Type



Energy Storage Battery-TNG Series (AGM-GEL Technology)

The TNG Series integrates patent nano gel electrolyte with up-to-date AGM structure. The range offers over 12 years design life with very high deep cycling capability. This range is highly suited to telecom outdoor application, renewable energy system and other harsh environment applications.



- ☑ 12 years design life at floating condition
- ☑ Wide operating temperature range from -20°C to +50°C
- ☑ Nano gel electrolyte eliminate the acid stratification and prolong cycle life
- ☑ Can be used at vertical or horizontal orientation
- ☑ Float current decreased 30% lead to excellent high temperature resistance
- ☑ Thicker plate with patent rare earth alloy grid with special paste for corrosion resistance
- ☑ Low self-discharge rate and long shelf life
- ☑ Excellent deep discharge recovery capability

CONSTRUCTIONS

- ✦ **Positive plate** – Thick patent rare earth alloy grid with special paste for corrosion resistance
- ✦ **Negative plate** – Balanced Pb-Ca grid for improved recombination efficiency
- ✦ **Separator** – Advanced AGM separator for high pressure cell design
- ✦ **Electrolyte** – Dilute high purity sulphuric acid with nano gel for longer cycle life
- ✦ **Battery container and cover** – ABS UL94-HB (Flame-retant ABS UL94-V0 is optional)

APPLICATIONS

- Renewable energy system
- Hybrid solar power system
- Uninterrupted Power Supply (UPS)
- Communications and electric equipment
- Emergency lighting equipment
- Fire alarm and security systems
- Robots, control equipment, and other factory automation equipment
- Emergency power supply (EPS)
- Various power toys and hobby equipment
- Lighting equipment



Product Specification

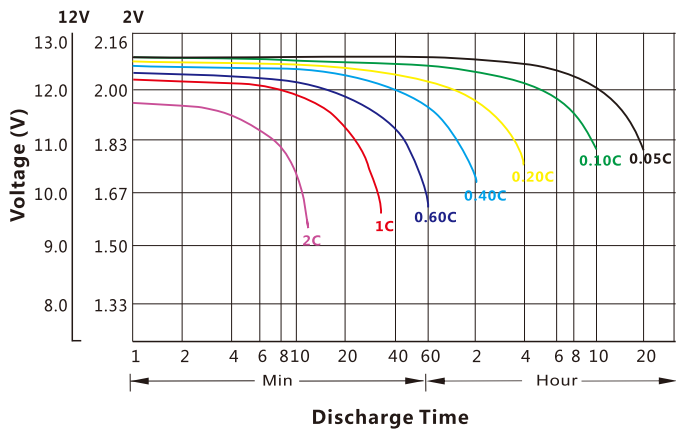
Model	Nominal Voltage (V)	Nominal Capacity C ₁₀ (Ah) 1.80Vpc/25°C	Nominal Capacity C ₂₀ (Ah) 1.80Vpc/25°C	Dimension (mm)				Weight (Kg)	Dimension (Inch)				Weight (lbs)	Terminal
				L	W	H	TH		L	W	H	TH		
TNG12-7.0	12	7	7.41	152	65.5	93.5	99.5	2.6	5.98	2.58	3.68	3.92	5.73	T1
TNG12-12	12	12	12.7	151	100	97	100	4.0	5.94	3.94	3.82	3.94	8.82	I10
TNG12-17	12	17	18	182	77	170	170	5.4	7.17	3.03	6.69	6.69	11.90	I10
TNG12-20	12	20	21.2	182	77	170	170	5.7	7.17	3.03	6.69	6.69	12.57	I10
TNG12-24	12	24	25.4	166	126.5	172.5	172.5	9.8	6.54	4.98	6.79	6.79	21.61	I11
TNG12-33	12	33	34.9	195	130	157.5	162	10.7	7.68	5.12	6.20	6.38	23.59	I3
TNG12-38	12	38	40.3	198.5	166	169.5	169.5	13.2	7.81	6.54	6.67	6.67	29.10	I3
TNG12-55	12	55	58.3	229	138.5	211	216	16.6	9.02	5.45	8.31	8.50	36.49	I3
TNG12-65	12	65	68.9	350	167	180	180	21.0	13.78	6.57	7.09	7.09	46.30	I3
TNG12-75	12	75	79.5	260	168	211	213.5	24.0	10.24	6.61	8.31	8.41	52.91	I3
TNG12-80	12	80	84.8	260	168	211	213.5	24.6	10.24	6.61	8.31	8.41	54.23	I3
TNG12-90	12	90	95.4	306.5	168	208.5	211	29.0	12.07	6.61	8.21	8.31	63.93	I3
TNG12-100	12	100	106	330	172	214	221.5	30.6	12.99	6.77	8.43	8.72	67.46	I7
TNG12-100H	12	100	106	291	125	367.5	370.5	34.0	11.46	4.92	14.47	14.59	74.96	I4
TNG12-120	12	120	127.2	408	171	225	225	35.8	16.06	6.73	8.86	8.86	78.92	I7
TNG12-135	12	135	143.1	345	172	274	279	40.0	13.58	6.77	10.79	10.98	88.18	I7
TNG12-150	12	150	159	480	170	240	240	45.0	18.90	6.69	9.45	9.45	99.21	I7
TNG12-180	12	180	190.8	532	207	215	220	54.5	20.94	8.15	8.46	8.66	120.15	I7
TNG12-200	12	200	212	520	239	220	225	63.2	20.47	9.41	8.66	8.86	139.33	I7
TNG12-250	12	250	265	522	268	220	225	72.5	20.55	10.55	8.66	8.86	159.83	I7

Model	Nominal Voltage (V)	Nominal Capacity C ₁₀ (AH) 1.80Vpc/25°C	Nominal Capacity C ₂₀ (AH) 1.80Vpc/25°C	Dimension (mm)				Weight (Kg)	Dimension (Inch)				Weight (lbs)	Terminal
				L	W	H	TH		L	W	H	TH		
TNG2-200	2	200	213.6	170	106	330	341.5	12.8	6.69	4.17	12.99	13.44	28.22	I7
TNG2-300	2	300	320.4	171	150	328	350	18.0	6.73	5.91	12.91	13.78	39.68	I7
TNG2-400	2	400	427.2	196	171	330	341.5	26.5	7.72	6.73	12.99	13.44	58.42	I7
TNG2-500	2	500	534	240	170	330	341.5	31.5	9.45	6.69	12.99	13.44	69.44	I7
TNG2-600	2	600	640.8	285	170	330	341.5	38.0	11.22	6.69	12.99	13.44	83.77	I7
TNG2-800	2	800	854.4	382	170	330	341.5	46.5	15.04	6.69	12.99	13.44	102.51	I7
TNG2-1000	2	1000	1068	470	170	330	341.5	65.0	18.50	6.69	12.99	13.44	143.30	I7
TNG2-1200	2	1200	1281.6	470	170	330	341.5	72.5	18.50	6.69	12.99	13.44	159.83	I7
TNG2-1500	2	1500	1602	400	350	343	381	93.0	15.75	13.78	13.50	15.00	205.03	I7
TNG2-2000	2	2000	2136	490	350	343	383	124.0	19.29	13.78	13.50	15.08	273.37	I7
TNG2-3000	2	3000	3204	712	350	343	383	179.0	28.03	13.78	13.50	15.08	394.62	I7

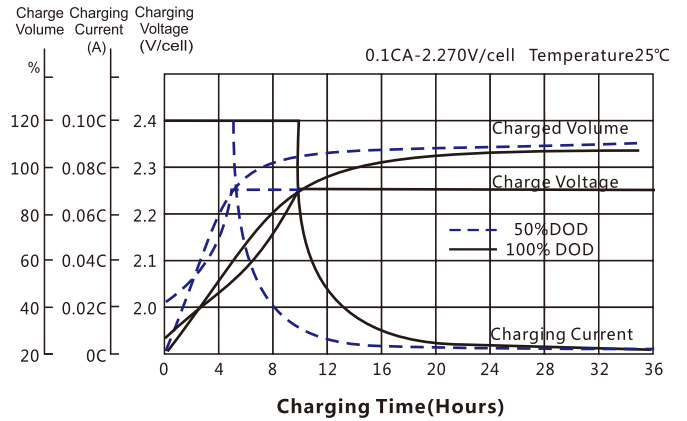


Performance Curve

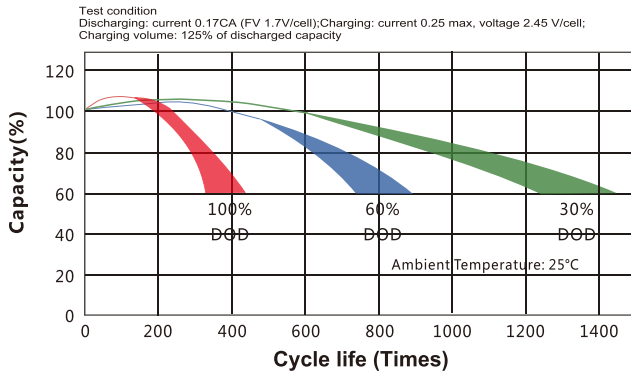
Discharge Characteristics (25°C/77°F)



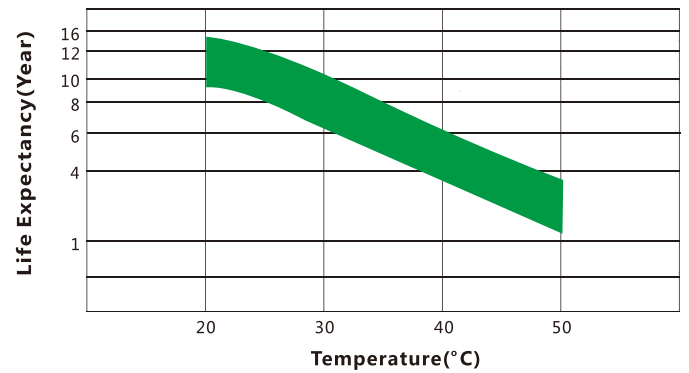
Charging Characteristics (25°C/77°F)



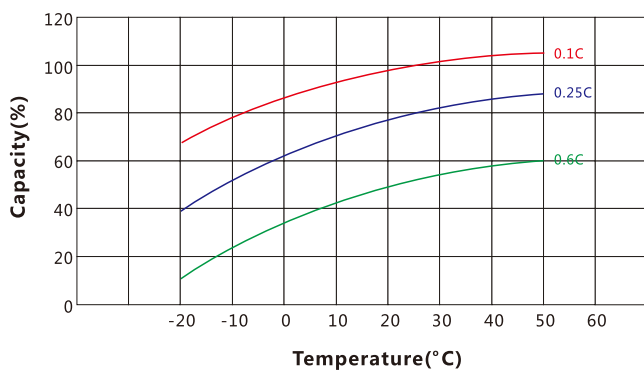
Cycle Life With Depth Of Discharge



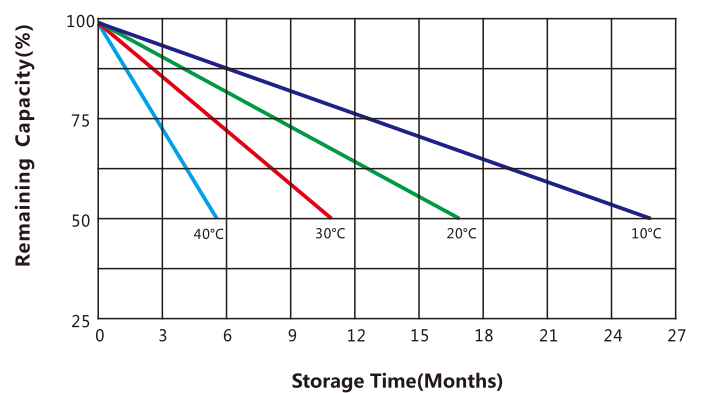
Float Life Characteristics



Capacity Effected by Temperature



Self discharge Characteristics



Tianneng Battery Group Co., Ltd. (HQ)
 18 Baoqiao Road, Huaxi Industrial Function Zone,
 Zhejiang, China 313100
 Tel: +86-572-6058015
 Email: export@tiannenggroup.com

Hong Kong Branch:
 Suite 3202, Central Plaza,
 18 Harbour Road, Wanchai, Hongkong