

Motive Battery

Energy Storage Battery

Reserve Battery

Motorcycle Battery



Energy Storage Battery-Tubular GEL Technology-OPzV Series

OPzV1200

(2V 1200Ah)

GENERAL FEATURES

- ◆ 20 years design life at floating condition
- ◆ Wide operating temperature range from -40°C to +60°C
- ◆ Tubular positive plate with prolonged cycle life
- ◆ Fumed silica gel electrolyte
- ◆ lead-calcium grid significantly improves the corrosion resistance ability
- ◆ Low self-discharge rate and long shelf life
- ◆ Excellent deep discharge recovery capability

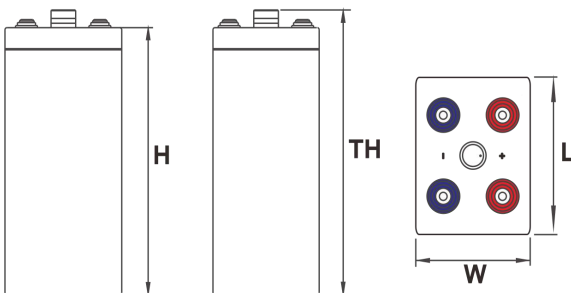
Application

- ◆ Renewable energy system
- ◆ Hybrid solar power system
- ◆ Uninterrupted Power Supply (UPS)
- ◆ Communications and electric equipment
- ◆ Emergency lighting equipment
- ◆ Fire alarm and security systems
- ◆ Control equipment, and other factory automation equipment
- ◆ Emergency power supply (EPS)
- ◆ Lighting equipment

Dimension

Unit:mm

Length	275±2mm / 10.83inch
Width	210±2mm / 8.27inch
Container Height	646±3mm / 25.43inch
Total Height	678±3mm / 26.69inch



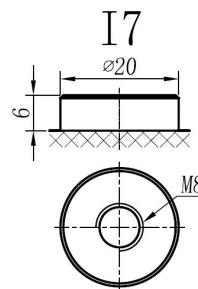
Terminal

Unit:mm

Terminal Type: I7

Weight

92.5kg 203.93lbs



This document is subject to change without prior notification

Motive Battery Energy Storage Battery Reserve Battery Motorcycle Battery

OPzV1200

Specification

Nominal Voltage	2V	
Rated Capacity(25°C)	1272Ah	20hr Rate(1.80V/cell)
	1200Ah	10hr Rate(1.80V/cell)
	1047Ah	5hr Rate(1.75V/cell)
	939Ah	3hr Rate(1.70V/cell)
	718Ah	1hr Rate(1.60V/cell)
Container Material	ABS (Fire-proofing ABS container available)	
Operating Temperature Range	Discharge	-40 ~ +60°C
	Charge	0 ~ +40°C
	Storage	-20 ~ +40°C
Capacity Effected by Temperature	40°C / 104°F	106%
	25°C / 77°F	100%
	0°C / 32°F	86%
	-20°C / -4°F	60%
Charge Voltage	Float Voltage	2.23V/cell@25°C, Compensation Factor: -3mV/cell/°C
	Equalize Voltage	2.35 -2.40V/cell@25°C, Compensation Factor: -3mV/cell/°C
	Cycle Voltage	2.40 -2.50V/cell@25°C, Compensation Factor: -5mV/cell°C
Max Charging Current	240A (0.2C)	
Max. Discharge Current (5S)	7200A	
Internal Resistance	0.35mΩ	
Self Discharge	<3%, OPZV series stored at 25 °C require a supplementary charge every six months, the charging interval would shrink when the ambient temperature went higher	

Discharge Performance

Constant Current Discharge Table (25°C/77°F) Unit: A

F.V/Time	15min	30min	1h	2h	3h	5h	8h	10h	20h
1.85V/cell	906	725	543	374	285	197	140	116	61.4
1.80V/cell	1006	799	598	396	299	204	146	120	63.6
1.75V/cell	1075	852	629	415	306	209	149	123	65.0
1.70V/cell	1139	901	661	427	313	214	151	125	66.1
1.65V/cell	1200	950	688	439	319	218	154	126	66.7
1.60V/cell	1266	980	718	446	321	220	155	127	67.0

Constant Power Discharge Table (25°C/77°F) Unit: W

F.V/Time	15min	30min	1h	2h	3h	5h	8h	10h	20h
1.85V/cell	1702	1377	1042	722	554	384	275	228	121
1.80V/cell	1850	1487	1128	758	576	395	284	234	125
1.75V/cell	1946	1563	1177	790	586	403	289	239	127
1.70V/cell	2030	1633	1228	808	596	411	291	241	129
1.65V/cell	2102	1701	1267	826	604	416	295	242	129
1.60V/cell	2182	1727	1310	833	607	419	297	244	129



Motive



Energy Storage Battery

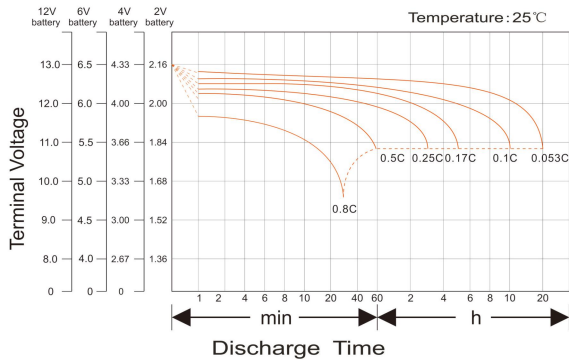


Reserve Battery

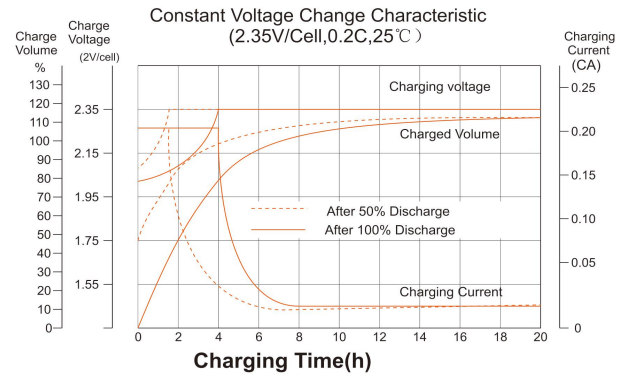


Motorcycle Battery

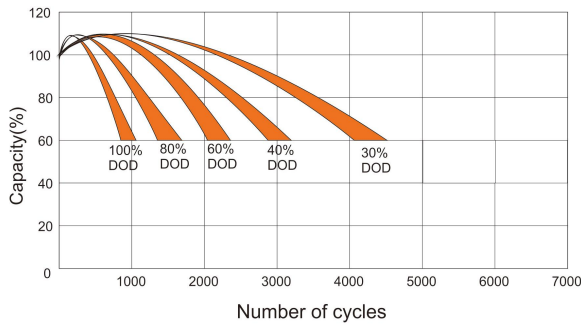
Discharge Characteristics Curve



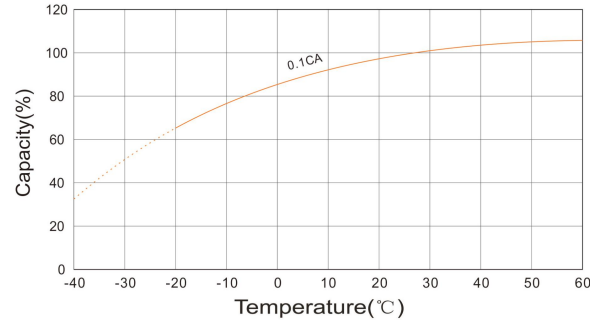
Charging Characteristics Curve



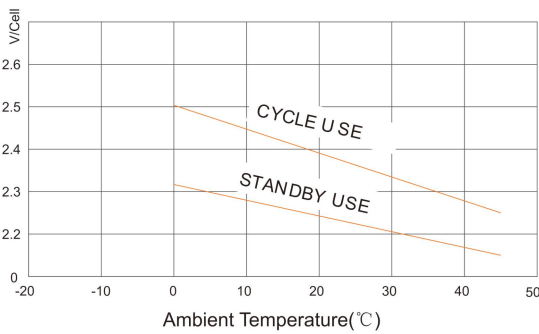
Cycle life in relation to depth of Discharge



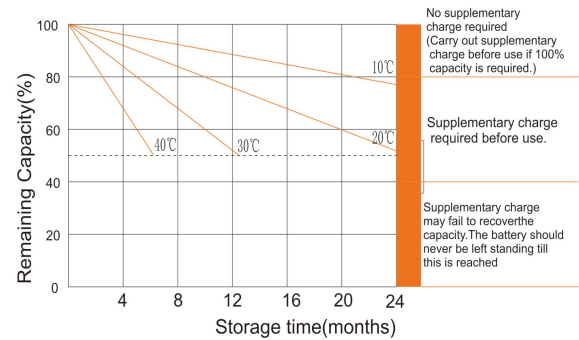
Temperature effects on Capacity



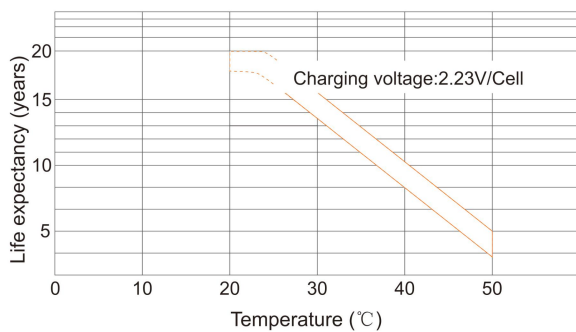
Relationship between charging voltage and temperature



Self-discharge Characteristics



Temperature effects on Float life



Life Characteristics of Standby use

