

Motive Battery

Energy Storage Battery

Reserve Battery

Motorcycle Battery



Energy Storage Battery-Tubular GEL Technology-OPzV Series

OPzV200

(2V 200Ah)

GENERAL FEATURES

- ◆ 20 years design life at floating condition
- ◆ Wide operating temperature range from -40°C to +60°C
- ◆ Tubular positive plate with prolonged cycle life
- ◆ Fumed silica gel electrolyte
- ◆ lead-calcium grid significantly improves the corrosion resistance ability
- ◆ Low self-discharge rate and long shelf life
- ◆ Excellent deep discharge recovery capability



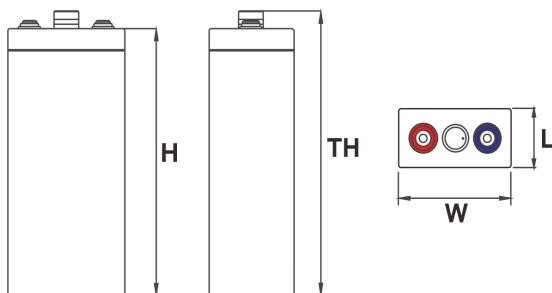
Application

- ◆ Renewable energy system
- ◆ Hybrid solar power system
- ◆ Uninterrupted Power Supply (UPS)
- ◆ Communications and electric equipment
- ◆ Emergency lighting equipment
- ◆ Fire alarm and security systems
- ◆ Control equipment, and other factory automation equipment
- ◆ Emergency power supply (EPS)
- ◆ Lighting equipment

Dimension

Unit:mm

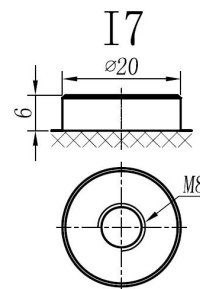
Length	103±2mm / 4.06inch
Width	206±2mm / 8.11inch
Container Height	356±3mm / 14.02inch
Total Height	389±3mm / 15.31inch



Terminal

Unit:mm

Terminal Type: I7



Weight

19kg 41.89lbs



ISO9001 ISO14001 OHSAS18001

This document is subject to change without prior notification

Motive Battery

Energy Storage Battery



Reserve Battery

Motorcycle Battery

OPzV200

Specificaion

Nominal Voltage	2V	
Rated Capacity(25°C)	212Ah	20hr Rate(1.80V/cell)
	200Ah	10hr Rate(1.80V/cell)
	175Ah	5hr Rate(1.75V/cell)
	157Ah	3hr Rate(1.70V/cell)
	120Ah	1hr Rate(1.60V/cell)
Container Material	ABS (Fire-proofing ABS container available)	
Operating Temperature Range	Discharge	-40 ~ +60°C
	Charge	0 ~ +40°C
	Storage	-20 ~ +40°C
Capacity Effected by Temperature	40°C / 104°F	106%
	25°C / 77°F	100%
	0°C / 32°F	86%
	-20°C / -4°F	60%
Charge Voltage	Float Voltage	2.23V/cell@25°C, Compensation Factor: -3mV/cell/°C
	Equalize Voltage	2.35 -2.40V/cell@25°C, Compensation Factor: -3mV/cell/°C
	Cycle Voltage	2.40 -2.50V/cell@25°C, Compensation Factor: -5mV/cell°C
Max Charging Current	40A (0.2C)	
Max. Discharge Current (5S)	1200A	
Internal Resistance	0.75mΩ	
Self Discharge	<3%, OPZV series stored at 25 °C require a supplementary charge every six months, the charging interval would shrink when the ambient temperature went higher	

Discharge Performance

Constant Current Discharge Table (25°C/77°F) Unit: A

F.V/Time	15min	30min	1h	2h	3h	5h	8h	10h	20h
1.85V/cell	151	121	90.6	62.3	47.6	32.8	23.4	19.4	10.2
1.80V/cell	168	133	99.6	66.0	49.9	34.0	24.3	20.0	10.6
1.75V/cell	179	142	105	69.2	51.1	34.9	24.9	20.5	10.8
1.70V/cell	190	150	110	71.2	52.2	35.7	25.2	20.8	11.0
1.65V/cell	200	158	115	73.2	53.1	36.3	25.6	21.0	11.1
1.60V/cell	211	163	120	74.4	53.6	36.7	25.8	21.2	11.2

Constant Power Discharge Table (25°C/77°F) Unit: W

F.V/Time	15min	30min	1h	2h	3h	5h	8h	10h	20h
1.85V/cell	284	230	174	120	92.3	64.0	45.8	38.1	20.2
1.80V/cell	308	248	188	126	96.0	65.8	47.3	39.0	20.8
1.75V/cell	324	260	196	132	97.7	67.2	48.1	39.8	21.2
1.70V/cell	338	272	205	135	99.3	68.5	48.6	40.1	21.5
1.65V/cell	350	283	211	138	101	69.3	49.2	40.4	21.5
1.60V/cell	364	288	218	139	101	69.8	49.5	40.7	21.6



Motive



Energy Storage Battery

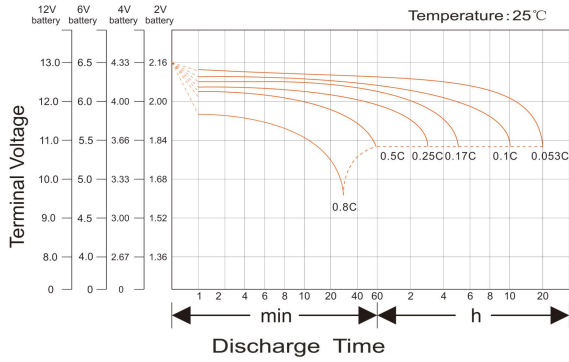


Reserve Battery

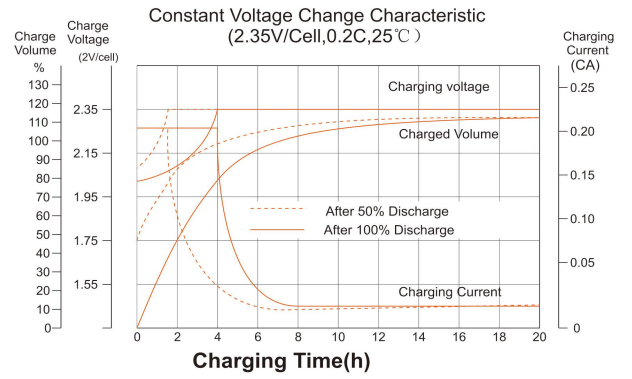


Motorcycle Battery

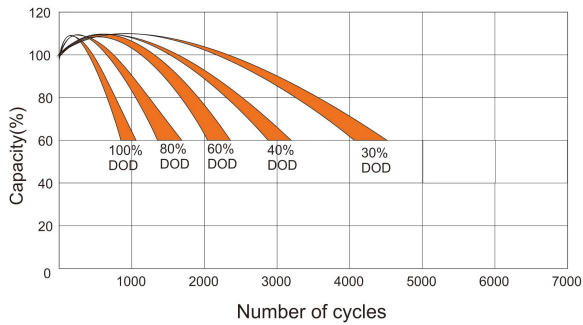
Discharge Characteristics Curve



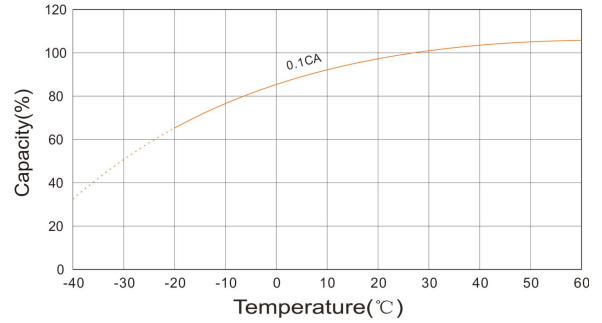
Charging Characteristics Curve



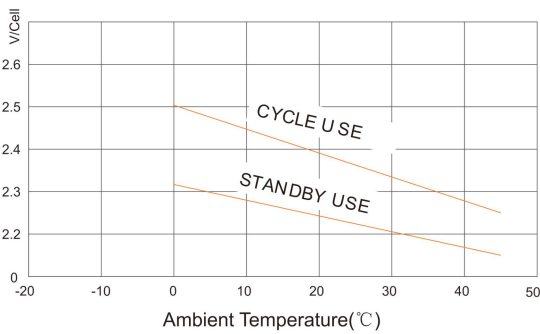
Cycle life in relation to depth of Discharge



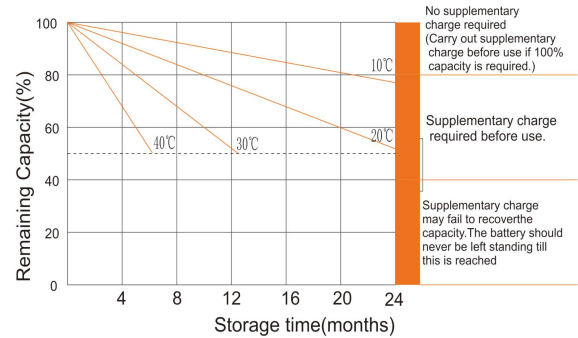
Temperature effects on Capacity



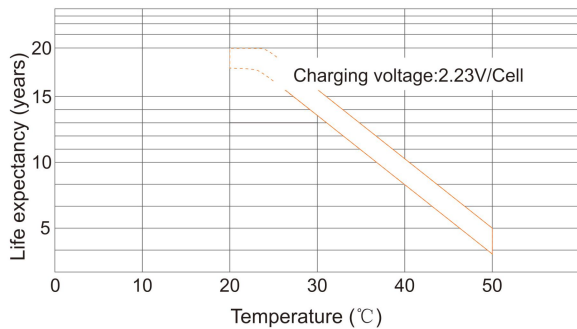
Relationship between charging voltage and temperature



Self-discharge Characteristics



Temperature effects on Float life



Life Characteristics of Standby use

