


Product Features

Deep Cycle Series		400~600 Cycle Times @100%DOD	
↑10% Energy Density Patent negative pasting formula	↓50% Grid Corrosion Rare-earth patent alloy	0% Acid stratification Nano silica gel technology	

Product Applications



Physical Specification

Model	Dimensions (mm/inch)				Weight (kg/lbs)	Terminal	Container
TNE6-250L	Length	Width	Height	Total Height	35/77.2	17	ABS UL94-HB (Optional: FR ABS UL94-V0)
	330/13.0	180/7.09	222/8.74	222/8.74			

Product Specifications

Nominal Voltage	Rated Capacity ^{25°C/77°C}	Operating Temp. Range	Capacity Effected Temp	Capacity vs Storage Time
6V	250Ah 20hr Rate (1.80V/cell) 225Ah 10hr Rate (1.75V/cell) 213Ah 5hr Rate (1.75V/cell) 200Ah 3hr Rate (1.75V/cell)	Discharge:-15°C~50°C (5°F~122°F) Charge:0°C~40°C (32°F~104°F) Storage:-15°C~40°C (5°F~104°F) Optimum:25°C±2°C (77°F±5°F)	40°C (104°F):106% 25°C (77°F):100% 0°C (32°F):85% -15°C (5°F):72%	Three months : 90% Six months : 80% Nine months : 60%

Constant Current Discharge (A)@25°C (77°F)

F.V/Time	30min	45min	1h	2h	3h	4h	5h	6h	8h	10h	20h
1.85V/cell	268.0	191.0	153.0	87.5	61.9	48.94	40.00	34.04	26.25	21.50	12.09
1.80V/cell	277.5	196.7	157.8	90.5	64.3	50.38	41.55	35.29	27.00	22.05	12.50
1.75V/cell	285.0	204.0	163.5	96.3	66.7	52.19	42.50	36.04	27.78	22.50	12.74
1.70V/cell	292.0	209.3	169.3	97.8	68.2	54.00	44.25	37.79	28.44	23.08	13.03
1.67V/cell	298.0	216.0	175.3	98.9	69.0	54.50	45.25	38.00	29.06	23.48	13.14
1.60V/cell	306.0	222.3	178.8	102.1	71.4	56.12	46.25	39.12	29.78	24.25	13.24

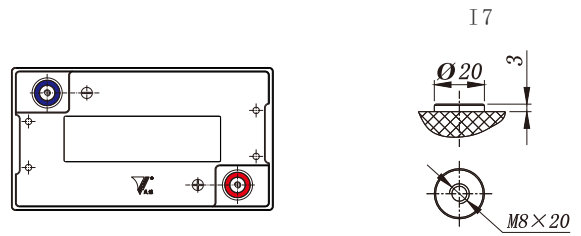
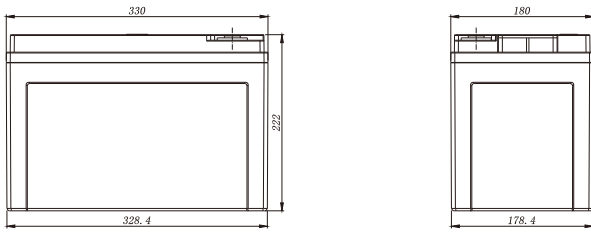
Constant Power Discharge (W/cell)@25°C (77°F)

F.V/Time	30min	45min	1h	2h	3h	4h	5h	6h	8h	10h	20h
1.85V/cell	523.5	375.7	302.6	174.5	124.2	98.5	80.7	68.8	53.18	43.61	24.61
1.80V/cell	539.9	385.4	310.8	179.8	128.3	101.0	83.4	71.1	54.49	44.58	25.34
1.75V/cell	552.3	398.8	321.3	190.6	132.6	104.2	85.1	72.2	55.84	45.32	25.74
1.70V/cell	563.0	406.3	330.5	192.4	134.9	107.2	88.1	75.3	56.88	46.22	26.19
1.67V/cell	570.0	416.1	340.2	193.4	135.7	107.5	89.4	75.2	57.64	46.69	26.26
1.60V/cell	580.3	425.3	343.7	198.1	139.2	109.8	90.6	76.8	58.67	47.87	26.41

TNE 6-250L [6V250Ah]

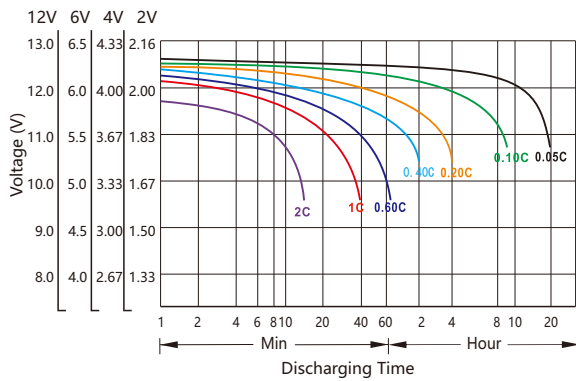


Battery Dimensions(mm)

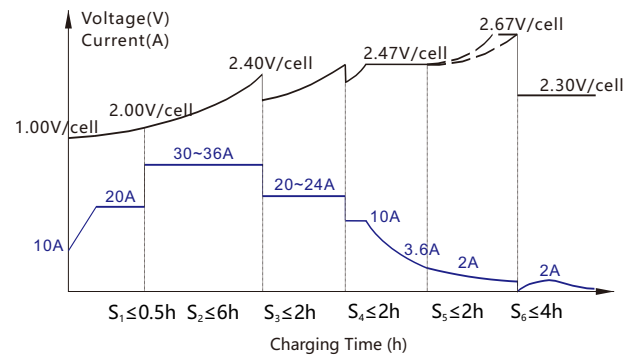


Electrical Characteristics

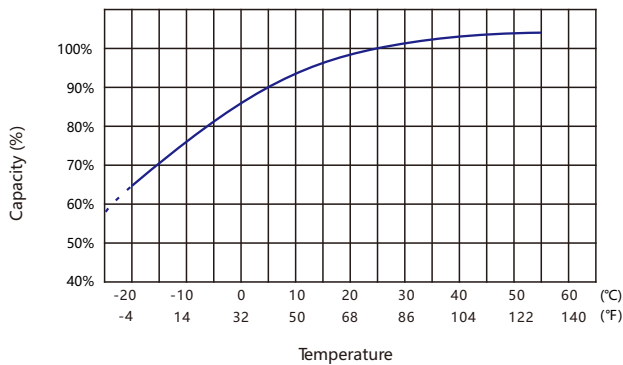
Discharging Characteristics@25°C(77°F)



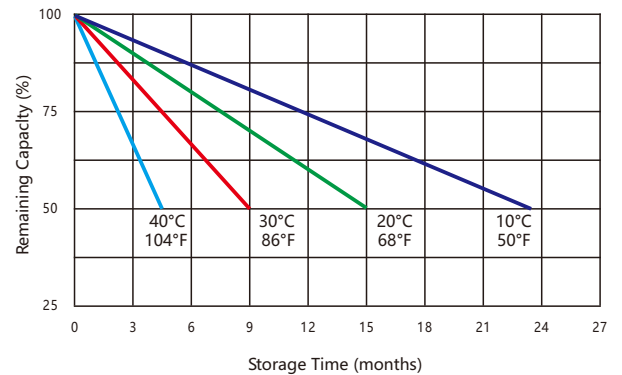
Charging Characteristics@25°C(77°F)



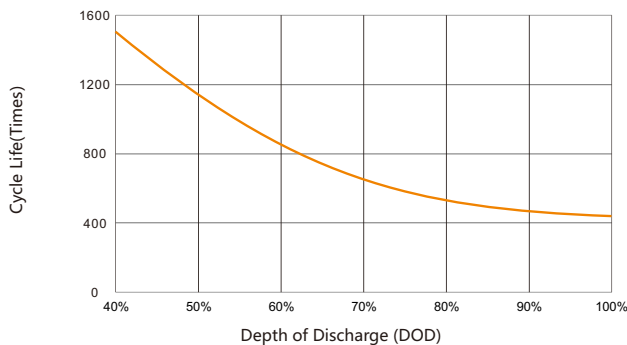
Capacity vs Temperature



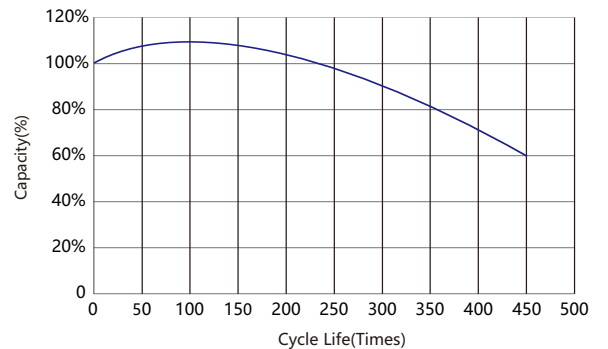
Self-discharge vs Time



Cycle Life vs Depth of Discharge@25°C(77°F)



Cycle Life vs Remaining Capacity@25°C(77°F)



Usage and Maintenance

Limited Current	Limited Voltage	Floating Voltage
Limited current: $\leq 0.2C_3A$	7.2V~7.4V@25°C(77°F) Temp.Coefficient:-12mV/°C	6.75V~6.90V@25°C(77°F) Temp.Coefficient:-9mV/°C