

Motive Battery

Energy Storage Battery

Reserve Battery

Motorcycle Battery



Energy Storage Battery-AGM-GEL Technology-TNG Series

TNG2-400

(2V 400Ah)

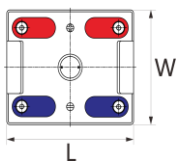
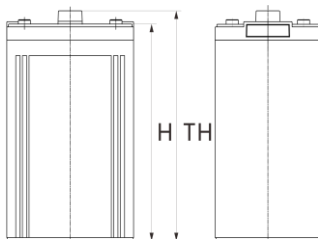
GENERAL FEATURES

- ◆ Oxygen recombination technology: maintenance-free, no need to add water or acid
- ◆ The patent grid alloy: less gassing, low self-discharge, excellent corrosion resistance
- ◆ Special paste formula: additives for deep discharge, long cycle life
- ◆ High quality AGM separator: extend cycle life and prevent micro short circuit
- ◆ The patent Nano silica electrolytes, extend cycle life and improve the deep discharge performance
- ◆ ABS container: increase the strength of battery (Flame-retardant ABS UL94-V0 is optional)

Dimension

Unit:mm

Length	175±2mm	/	6.89inch
Width	210±2mm	/	8.27inch
Container Height	328±3mm	/	12.91inch
Total Height	350±3mm	/	13.78inch



Application

- ◆ Renewable energy system
- ◆ Hybrid solar power system
- ◆ Uninterrupted Power Supply (UPS)
- ◆ Communications and electric equipment
- ◆ Emergency lighting equipment
- ◆ Fire alarm and security systems
- ◆ Control and other automation equipment
- ◆ Emergency power supply (EPS)
- ◆ Various power toy and hobby equipment
- ◆ Lighting equipment



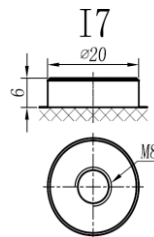
Terminal

Unit:mm

Terminal Type I7

Weight

25.5kg 56.22lbs



This document is subject to change without prior notification

Motive Battery

Energy Storage Battery



Reserve Battery

Motorcycle Battery

TNG2-400

Specificaion

Nominal Voltage	2V	
	429Ah	20hr Rate(1.80V/cell)
	400Ah	10hr Rate(1.80V/cell)
Rated Capacity(25°C)	348Ah	5hr Rate(1.75V/cell)
	310Ah	3hr Rate(1.70V/cell)
	243Ah	1hr Rate(1.60V/cell)
Container Material	ABS (Flame-retardant ABS UL94-V0 is optional)	
Operating Temperature Range	Discharge	-20 ~ +50°C
	Charge	0 ~ +40°C
	Storage	-15 ~ +40°C
Capacity Effected by Temperature	40°C / 104°F	106%
	25°C / 77°F	100%
	0°C / 32°F	86%
	-10°C / 14°F	65%
Charge Voltage	Float Voltage	2.25 -2.30V/cell@25°C, Tem. Coefficient: -3mV/cell/°C
	Equalize Voltage	2.35 -2.40V/cell@25°C, Tem. Coefficient: -3mV/cell/°C
	Cycle Voltage	2.40 -2.50V/cell@25°C, Tem. Coefficient: -5mV/cell/°C
Max Charging Current	120A (0.3C)	
Max. Discharge Current (5S)	3200A	
Internal Resistance	0.7mΩ	
Self Discharge	<3%, TNG series stored at 25 °C require a supplementary charge every six months, the charging interval would shrink when the ambient temperature	

Discharge Performance

Constant Current Discharge Table (25°C/77°F) Unit: A													
F.V/Time	15min	20min	30min	45min	1h	2h	3h	4h	5h	6h	8h	10h	20h
1.85V/cell	404.2	363.7	300.9	241.9	199.56	119.87	92.68	76.08	64.79	56.59	45.60	38.24	20.727
1.80V/cell	459.1	404.9	322.8	254.5	211.95	126.47	97.18	79.48	67.48	59.09	47.40	40.04	21.441
1.75V/cell	\	436.5	341.9	267.6	221.15	131.67	100.78	82.18	69.58	60.49	48.30	40.44	21.646
1.70V/cell	\	466.8	358.7	277.7	228.85	135.57	103.48	83.98	70.78	61.59	49.00	40.84	21.850
1.65V/cell	\	\	376.3	289.8	237.15	139.67	105.68	85.78	72.28	62.69	49.70	41.34	22.156
1.60V/cell	\	\	389.3	297.6	242.75	142.97	107.98	86.98	73.38	63.49	50.39	41.84	22.360

Constant Power Discharge Table (25°C/77°F) Unit: W													
F.V/Time	15min	20min	30min	45min	1h	2h	3h	4h	5h	6h	8h	10h	20h
1.85V/cell	765.3	691.9	575.1	458.7	380.69	229.93	178.56	147.21	125.91	110.79	89.68	76.08	40.300
1.80V/cell	858.2	762.1	612.0	479.4	402.08	241.47	186.45	153.22	130.54	115.35	92.86	79.48	41.700
1.75V/cell	\	812.1	643.1	501.2	417.66	250.44	192.86	157.86	134.09	117.73	94.34	80.18	42.100
1.70V/cell	\	861.1	669.2	516.4	429.99	256.75	197.20	160.72	136.07	119.61	95.73	80.98	42.500
1.65V/cell	\	\	696.7	535.9	443.00	263.36	200.65	163.57	138.43	121.30	96.92	81.88	43.000
1.60V/cell	\	\	713.5	545.2	450.30	267.89	203.80	165.15	139.91	122.59	97.91	82.68	43.400